

TREND

Da
From - À partir de
89€
di listino



MODELLARE
LA LUCE A PARETE

CONTROL THE LIGHT ON THE WALL
FAÇONNER LA LUMIÈRE

LOMBARDO



made in Italy

TREND

Un design ridotto all'essenziale, per contenere la luce con un impatto estetico minimale adatto all'utilizzo in un contesto architettonico estremamente pulito.

Le originali soluzioni tecniche rendono privo il contenitore di ogni dettaglio funzionale, pur mantenendo grande semplicità nelle operazioni di installazione e manutenzione. La struttura in robusta fusione di alluminio, la perfetta finitura a smalto e il diffusore in policarbonato assicurano lunga durata.

Adatto anche ad uso esterno.
Corpo, anelli e tappo in alluminio pressofuso; elevata resistenza all'ossidazione grazie al trattamento di passivazione a base di zirconio e alla verniciatura con resine poliestere stabilizzata ai raggi UV.
Diffusore in policarbonato tripla stabilizzazione UV.
Guarnizioni in silicone.
Riflettore in alluminio tipo L2-1060.
Bulloneria in acciaio inox A4.
Sistema di chiusura tramite viti imperdibili a scomparsa, con cava esagonale ch. 2,5.
LED natural white (N) o 3000K (3).
Alimentazione diretta 220-240V.
Nessun rischio fotobiologico,
RG0 gruppo di rischio esente (EN62471).

A simple design producing a pure light suitable for use in architectural settings requiring a clean, crisp look.

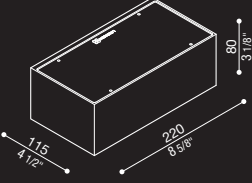



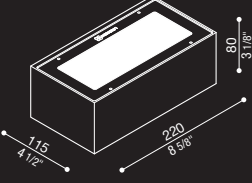


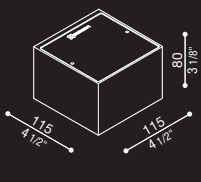



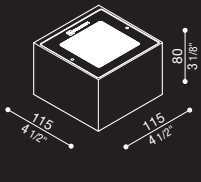


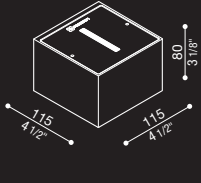


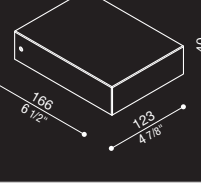



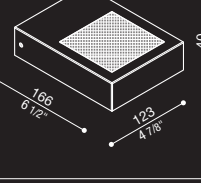


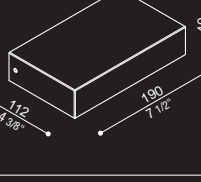



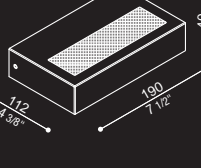


Performance and build quality are not compromised by the simple design which allows installation and maintenance operations to be carried out quickly and easily. The construction of sturdy die-cast aluminum with a tough enamel finish and a polycarbonate diffuser ensure long life.

Suitable for indoor and outdoor use.
Die-cast aluminium body, rings and cap; highly resistant to oxidation thanks to the zirconium-based passivation treatment and UV stabilized polyester resin coating.
Polycarbonate diffuser with triple UV stabilisation.
Silicone gaskets.
Reflector made of aluminium type L2-1060.
A4 stainless steel nuts and bolts.
Closing system by means of retractable captive hex screws size 2,5 mm.
Natural white (N) or 3000K (3) LED.
Integral ballast 220-240V.
No risk of photobiological damage,
RG0 group (EN62471).

Design réduit à l'essentiel pour contenir la lumière avec un impact esthétique minimal, adaptée pour une application dans un contexte architectural extrêmement épuré. Solutions techniques originales sans détail fonctionnel, tout en conservant une grande simplicité pour l'installation et la maintenance. La structure en aluminium injecté, la parfaite finition émaillée et le diffuseur en polycarbonate garantissent une longue durée de vie

Egalement adapté à l'usage à l'extérieur.
Corps, anneaux et bouchon en aluminium injecté; haute résistance à l'oxydation, grâce à un traitement de passivation à base de zirconium et laquage poudre à base de résines polyesters, fixées aux rayons UV.
Diffusor en polycarbonate à triple stabilisation UV.
Joints en silicone.
Réflecteur en aluminium type L2-1060.
Fixation en acier inox type A4.
Fermeture vis sans tête à six pans creux ch. 2,5.
LED lumière du jour (N) ou 3000K (3) (blanche chaude). Alimentation intégrée 220-240.
Pas de risque photobiologique,
RG0 groupe (EN62471).



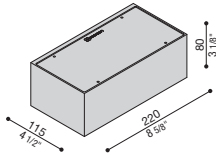
 <p>115 4 1/2"</p> <p>220 8 9/16"</p> <p>80 3 1/8"</p>		 <p>CUT OFF</p>	 <p>indoor IP66 LED 1000 lm outdoor</p>	Trend 220
 <p>115 4 1/2"</p> <p>220 8 9/16"</p> <p>80 3 1/8"</p>		 <p>indoor IP66 LED 1200 lm outdoor</p>		Trend Up&Down 220
 <p>115 4 1/2"</p> <p>115 4 1/2"</p> <p>80 3 1/8"</p> <p>(NEW)</p>		 <p>CUT OFF</p>	 <p>indoor IP66 LED 452 lm outdoor</p>	Trend 110
 <p>115 4 1/2"</p> <p>115 4 1/2"</p> <p>80 3 1/8"</p> <p>(NEW)</p>		 <p>indoor IP66 LED 752 lm outdoor</p>		Trend Up&Down 110
 <p>115 4 1/2"</p> <p>115 4 1/2"</p> <p>80 3 1/8"</p> <p>(NEW)</p>		 <p>indoor IP66 LED 752 lm outdoor</p>		Trend Up&Down 110 Blade
 <p>166 6 1/2"</p> <p>123 4 7/8"</p> <p>40 1 3/8"</p> <p>(NEW)</p>		 <p>CUT OFF</p>	 <p>indoor IP55 LED 765 lm outdoor</p>	Trend flat 125
 <p>166 6 1/2"</p> <p>123 4 7/8"</p> <p>40 1 3/8"</p> <p>(NEW)</p>		 <p>indoor IP55 LED 765 lm outdoor</p>		Trend flat Up&Down 125
 <p>112 4 3/8"</p> <p>190 7 1/2"</p> <p>40 1 3/8"</p> <p>(NEW)</p>		 <p>CUT OFF</p>	 <p>indoor IP55 LED 765 lm outdoor</p>	Trend flat 200
 <p>112 4 3/8"</p> <p>190 7 1/2"</p> <p>40 1 3/8"</p> <p>(NEW)</p>		 <p>indoor IP55 LED 765 lm outdoor</p>		Trend flat Up&Down 200



Trend 220

IP 66 IK 10 20J xx9 CE

4



24 LED
1000 lm 11W
real lm 446 PoliG. 715 Trasp.

Specif.

CL.I €

Col.



€

135,00
135,00
135,00
135,00

poliGLASS

LL4911□
LL4916□
LL491K□
LL491E□

Trasp.

LL4941□
LL494G□
LL494K□
LL494E□

5 LED
860 lm - 8W
real output lm 743

CL.I €



172,00
172,00
172,00
172,00

LL4931□
LL493G□
LL493K□
LL493E□

A+ A+ A+1

optic

S = 8°
M = 11°
L = 30°

led colour

N = (4000K)
3 = (3000K, lm -5%)

Lamp.

Specif.

Energy

Col.

€

poliGLASS

Trasp.

E27 max
CFL 1x20W

CL.I

A+



99,00
99,00
99,00
99,00

LB49121
LB4912G
LB4912K
LB4912E

LB49421
LB4942G
LB4942K
LB4942E

G24q-3
1x26W

CL.I €

A+



135,00
135,00
135,00
135,00

EE49191
EE4919G
EE4919K
EE4919E

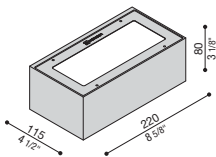
EE49491
EE4949G
EE4949K
EE4949E



Trend Up&Down 220

IP 66 IK 10 20J xx9 CE

4



48 LED
1200 lm 11W
real lm 489 poliG. 797 Trasp.

Specif.

CL.I €

Col.



€

172,00
172,00
172,00
172,00

poliGLASS

LL4921□
LL492G□
LL492K□
LL492E□

Trasp.

LL4951□
LL495G□
LL495K□
LL495E□

10 LED
1400 lm - 11W
real output lm 1078

CL.I €



239,00
239,00
239,00
239,00

LL4961□
LL496G□
LL496K□
LL496E□

A+ A+ A+1

optic

S = 8°
M = 11°
L = 30°

led colour

N = (4000K)
3 = (3000K, lm -5%)

Lamp.

Specif.

Energy

Col.

€

poliGLASS

Trasp.

E27 max
CFL 1x20W

CL.I

A+



99,00
99,00
99,00
99,00

LB49221
LB4922G
LB4922K
LB4922E

LB49521
LB4952G
LB4952K
LB4952E

G24q-3
1x26W

CL.I €

A+



135,00
135,00
135,00
135,00

EE49291
EE4929G
EE4929K
EE4929E

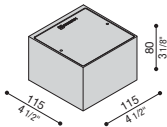
EE49591
EE4959G
EE4959K
EE4959E



Trend 110

IP 66 IK 10 20J xx9 CE

4



1 LED
402 lm - 4W
real lm 177 PoliG. 323 Trasp.

Specif.

CL.I €

Col.



€

89,00
89,00
89,00
89,00

poliGLASS

LL108004□
LL108001□
LL108002□
LL108003□

Trasp.

LL108004□
LL108005□
LL108006□
LL108007□

1 LED
402 lm - 4W
real output lm 340

CL.I €



99,00
99,00
99,00
99,00

LL108016□
LL108017□
LL108018□
LL108019□

A+ A+ A+1

optic

S = 17°
M = 24°
L = 36°

led colour

N = (4000K)
3 = (3000K, lm -5%)

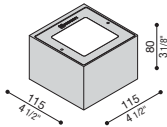
NEW



Trend Up&Down 110

IP 66 IK 10 20J xx9 CE

4



2 LED
752 lm - 7 W
real lm 308 PoliG. 526 Trasp.

Specif.

CL.I €

Col.



€

119,00
119,00
119,00
119,00

poliGLASS

LL108008□
LL108009□
LL108010□
LL108011□

Trasp.

LL108012□
LL108013□
LL108014□
LL108015□

2 LED
752 lm - 7 W

CL.I €



139,00
139,00
139,00
139,00

LL108020□
LL108021□
LL108022□
LL108023□

A+ A+ A+1

optic

S = 17°
M = 24°
L = 36°

led colour

N = (4000K)
3 = (3000K, lm -5%)

NEW



Trend Up&Down 110 Blade



Specif.

Col.

€

Trasp.

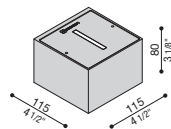
(NEW)IP 66 IK 10 20J xx9 **CE**2 LED
752 lm - 7 WCL.I **€**

□	119,00	LL108024□
■	119,00	LL108025□
▲	119,00	LL108026□
■	119,00	LL108027□

p = 4

A+ A+ A+

led colour

N = (4000K)**3** = (3000K, lm -5%)

Trend flat 125



Specif.

Col.

€

Trasp.

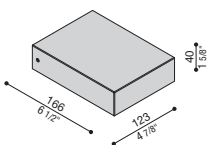
(NEW)IP 55 IK 10 20J xx9 **CE**1 LED
765 lm - 7W
real output lm 459CL.I **€**

□	139,00	LL112000□
■	139,00	LL112001□
▲	139,00	LL112002□
■	139,00	LL112003□

p = 3

A+ A+ A+

led colour

N = (4000K)**3** = (3000K, lm -5%)

Trend flat Up&Down 125



Specif.

Col.

€

Trasp.

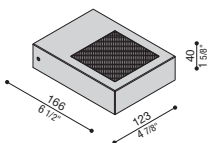
(NEW)IP 55 IK 10 20J xx9 **CE**1 LED
765 lm - 7W
real output lm 498CL.I **€**

□	139,00	LL112004□
■	139,00	LL112005□
▲	139,00	LL112006□
■	139,00	LL112007□

p = 3

A+ A+ A+

led colour

N = (4000K)**3** = (3000K, lm -5%)

Trend flat 200



Specif.

Col.

€

Trasp.

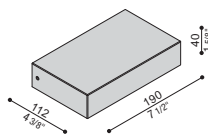
(NEW)IP 55 IK 10 20J xx9 **CE**1 LED
765 lm - 7W
real output lm 464CL.I **€**

□	139,00	LL112008□
■	139,00	LL112009□
▲	139,00	LL112010□
■	139,00	LL112011□

p = 3

A+ A+ A+

led colour

N = (4000K)**3** = (3000K, lm -5%)

Trend flat Up&Down 200



Specif.

Col.

€

Trasp.

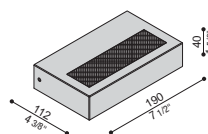
(NEW)IP 55 IK 10 20J xx9 **CE**1 LED
765 lm - 7W
real output lm 510CL.I **€**

□	139,00	LL112012□
■	139,00	LL112013□
▲	139,00	LL112014□
■	139,00	LL112015□

p = 3

A+ A+ A+

led colour

N = (4000K)**3** = (3000K, lm -5%)**LOMBARDO**



Trend flat Up&Down 200




Trend Up&Down 110 Blade

TREND

Trend 220



Trend 220



Super flat!



Trend flat 200

LOMBARDO






Special version Trend 220

gt|studio

TREND

LOMBARDO




made in Italy

Lombardo S.r.l.

Via Pizzigoni, 3 - 24060 Villongo (Bergamo) Italia

Tel. +39 035 939411 Fax +39 035 939496

www.lombardo.it info@lombardo.it

