NEWS 2020

Lights for everyday life.

LOMBARDO

LINEA VENTI

TREND 60



Adatto anche ad uso esterno.
Corpo in alluminio pressofuso; elevata resistenza all'ossidazione grazie al trattamento di cataforesi e alla verniciatura con resine poliestere stabilizzata ai raggi UV.
Diffusore in vetro temprato e serigrafato.
Guarnizioni in silicone.
Riflettore in alluminio anodizzato.
Bulloneria in acciaio inox A4.
LED 4000K (N), 3000K (3) o 2700K (2). Alimentazione diretta 220-240V.
Nessun rischio fotobiologico, RG0 gruppo di rischio esente (EN62471).

ENG *Suitable for indoor and outdoor use.*
Die-cast aluminium body; highly resistant to oxidization due to cataphoresis treatment and UV stabilized polyester resin coating.
Heat tempered and silk-screen printed glass diffuser.
Silicone gaskets.
Reflector made of anodized aluminium.
A4 stainless steel nuts and bolts.
LED 4000K (N), 3000K (3) or 2700K (2).
Integral ballast 220-240V.
No risk of photobiological damage, RG0 group (EN62471).

FRA *Également adapté pour l'usage à l'extérieur.*
Corps en aluminium injecté; haute résistance à l'oxydation grâce au traitement de cataphorèse et laquage poudre à base de résines polyesters, fixées aux rayons UV.
Diffuseur en verre trempé et sérigraphié.
Joints en silicone.
Réflecteur en aluminium anodisé.
Visserie en acier inox type A4.
LED 4000K (N), 3000K (3) ou 2700K (2).
Alimentation intégrée 220-240V.
Pas de risque photobiologique, RG0 groupe (EN62471).

Trend 60

Trend 60 Blade

Trend U&D 60



Trend U&D 60 Blade



Trend U&D 60 Doppio Blade



Trend 60 Post

IP66
Outdoor e waterproof

CATAFORESI
Cataphoresis
Cataphorèse

220-240 V
Alimentazione diretta

Integral ballast
Alimentation intégrée

5
Anni di garanzia sul circuito LED

TREND 60

Trend 60

NEW

POSITION

DIFF. DIFF.

DIFF. TRASP.

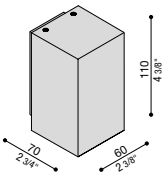

IP 66 IK 07 2J xx5 CE

LED	W	LM	REAL LM		COL.	CODE *	CODE *	* LED COLOUR
A++	3	500	250-260	220-240 V		LL129000□	LL129004□	N 4000K
						LL129001□	LL129005□	3 3000K, Im -5%
						LL129002□	LL129006□	2 2700K, Im -5%
						LL129003□	LL129007□	
A++	6	1000	440-500	220-240 V		LL129012□	LL129016□	
						LL129013□	LL129017□	
						LL129014□	LL129018□	
						LL129015□	LL129019□	

4

Versione monoemissione. *Unidirectional version.* *Version unidirectionnelle.*

Trend 60 Blade

NEW

POSITION

DIFF. TRASP.

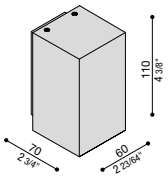

IP 66 IK 07 2J xx5 CE

LED	W	LM	REAL LM		COL.	CODE *	* LED COLOUR
A++	3	500	20	220-240 V		LL129008□	N 4000K
						LL129009□	3 3000K, Im -5%
						LL129010□	2 2700K, Im -5%
						LL129011□	

4

Versione monoemissione. *Unidirectional version.* *Version unidirectionnelle.*

Trend U&D 60

NEW

POSITION

DIFF. DIFF.

DIFF. TRASP.

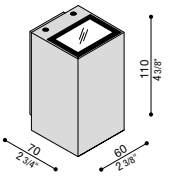

IP 66 IK 07 2J xx5 CE

LED	W	LM	REAL LM		COL.	CODE *	CODE *	* LED COLOUR
A++	6	1000	500 - 520	220-240 V		LL129100□	LL129104□	N 4000K
						LL129101□	LL129105□	3 3000K, Im -5%
						LL129102□	LL129106□	2 2700K, Im -5%
						LL129103□	LL129107□	

4

Versione biemissione. *Bidirectional version.* *Version bidirectionnelle.*

*** Led colour**

N 4000K
3 3000K, Im -5%
2 2700K, Im -5%

Completa il codice sostituendo al quadrato rosso la lettera o il numero corrispondente alla temperatura colore scelta.

Complete the code *by replacing the red box with the letter or number corresponding to the selected colour temperature.*

Compléter le code *en remplaçant le carré rouge par la lettre ou le numéro correspondant à la sélection de temperature couleur.*

Alimentazione diretta
Integral ballast
Alimentation intégrée
220-240 V

Alimentatore escluso
Ballast not included
Sans alimentation

Trend U&D 60 Blade

NEW

POSITION

DIFF. DIFF.

DIFF. TRASP.

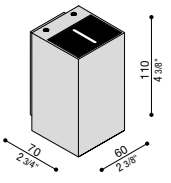

IP 66 IK 07 2J xx5 CE

LED	W	LM	REAL LM		COL.	CODE *	CODE *	* LED COLOUR
A++	6	1000	270 - 280	220-240 V		LL129108□	LL129112□	N 4000K 3 3000K, Im -5% 2 2700K, Im -5%
						LL129109□	LL129113□	
						LL129110□	LL129114□	
						LL129111□	LL129115□	

Versione biemissione.

Bidirectional version.

Version bidirectionnelle.

Trend U&D 60 Doppio Blade

NEW

POSITION

DIFF. TRASP.

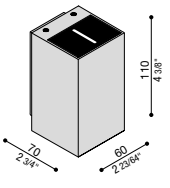

IP 66 IK 07 2J xx5 CE

LED	W	LM	REAL LM		COL.	CODE *	* LED COLOUR
A++	6	1000	40	220-240 V		LL129116□	N 4000K 3 3000K, Im -5% 2 2700K, Im -5%
						LL129117□	
						LL129118□	
						LL129119□	

Versione biemissione.

Bidirectional version.

Version bidirectionnelle.

Trend 60 Post

NEW

POSITION

DIFF. DIFF.

DIFF. TRASP.

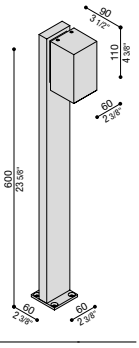

IP 66 IK 07 2J xx5 CE

LED	W	LM	REAL LM		COL.	CODE *	CODE *	* LED COLOUR
A++	3	500	250 - 260	220-240 V		LL129200□	LL129204□	N 4000K 3 3000K, Im -5% 2 2700K, Im -5%
						LL129201□	LL129205□	
						LL129202□	LL129206□	
						LL129203□	LL129207□	

Palo da giardino in estruso di alluminio con base in alluminio anodizzato. Fascio di luce asimmetrico. H 600 mm.

Post for garden use made of extruded aluminum with aluminum anodized base. Asymmetrical beam. H 600 mm.

Poteau de jardin en aluminium extrude avec base en aluminium anodisé. Faisceau lumineux asymétrique. H 600 mm.

Finishing

- Bianco / *White* / *Blanc moulé*
- Grigio High Tech / *Grey High Tech* / *Gris High Tech*
- Grigio antracite / *Grey anthracite* / *Gris anthracite*
- Corten

TREND 60

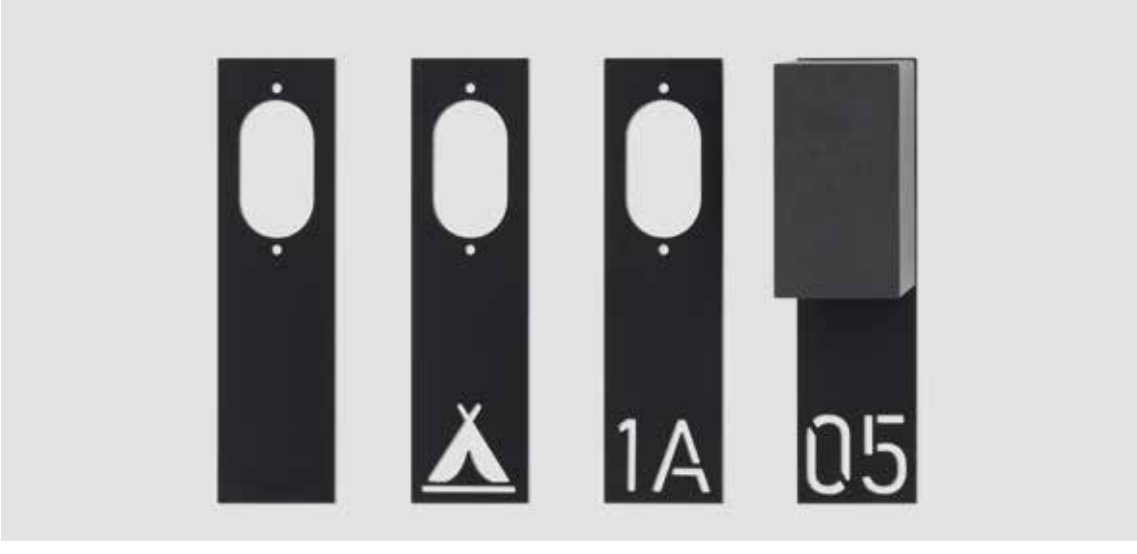

ACCESSORI
Accessories / Accessoires

Cover Trend 60

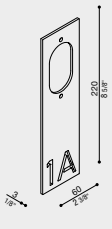

Cover decorativa in PMMA personalizzabile.
Specificare in fase d'ordine la personalizzazione richiesta.

Cover Trend 60
Decorative cover moulded in PMMA. Specify the customization required when ordering.

Cover Trend 60
Cover décorative moulée en PMMA. Spécifier la personnalisation désiré au moment de la commande.

COL.	CODE
	LB1290001
	LB1290002
	LB1290003
	LB1290004
	LB1290005

Adattatore palo Still Ø 60 Trend 60

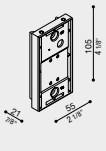

Base in policarbonato, ottenuta da stampaggio ad iniezione proprio.
Da utilizzare in sostituzione della base standard Trend 60.

Adaptor for Still Post Ø 60 Trend 60
Base for pole installation, injection moulded in-house, to be used in alternative to the standard base of article Trend 60.

Adaptateur poteau Still Ø60 Trend 60
Base en polycarbonate, s'obtient du moulage à injection propre, à utiliser en alternative à la base standard de l'article Trend 60.

COL.	CODE
	LB1290006

1A

TREND 60

CNC 120

Idoneo per incassi da terra ad uso carrabile.
Idoneo per incassi da terra ad uso calpestabile, fissaggio mediante armatura da incasso fornita a parte.
Prodotto finalizzato all'impiego di sorgenti luminose a LED per luce di accento e segnalazione.
Ghiera in acciaio aisi 316L, corpo in alluminio anodizzato EN-6061 T6.
Diffusore in vetro temprato e serigrafato. Guarnizioni in silicone. 1.5 m di cavo di alimentazione H05RN-F pre-cablato e bloccato tramite pressacavo in Ottone Nichelato.
Bulloneria in acciaio aisi 316L.
Tutti i cavi sono provvisti di una speciale guaina che protegge il faretto dalle infiltrazioni di acqua e umidità.
Versione in tensione costante 12/24V. Versione in corrente costante 700 mA: utilizzare esclusivamente alimentatori di tipo SELV o equivalenti.
Nessun rischio fotobiologico, RG0 gruppo di rischio esente (EN62471).
LED 4000K (N), 3000K (3) e 2700K (2). Alimentatore escluso.

ENG *Ideal for recessed ground application, also for drive-over use.*
Installation by means of a recess box supplied separately.
Product designed for LED light sources for accent lighting and marking driveways and pathways.
Retaining ring made of stainless steel AISI 316L, body made of EN-6061T6 anodized aluminum.
Heat tempered and silk – screen printed glass.
Silicone gaskets. 1.5m pre-wired cable type H05RN-F, secured by means of a nickel-plated brass cable gland.
AISI 316L stainless steel nuts and bolts.
All the wiring is supplied with a special sheathing protecting the spot from seepage of water and damp.
Version in constant tension 12/24V.
Version in constant current 700mA: only drivers type SELV or equivalent must be used.
LED 4000K (N), 3000K (3)or 2700K (2).
Ballast not included.
No risk of photobiological damage, RG0 group (EN62471).

FRA *Convient aussi pour une utilisation au sol carrossable.*
Convient aussi pour une utilisation au sol piétinable, fixation par une boîte d'encastrement fournie à part.
Produit finalisé à l'emploi de sources lumineuses à LED pour éclairage d'accentuation et de signalisation.
Collerette en acier inox type AISI 316L et corps en aluminium EN-6061T6 anodisé. Diffuseur en verre trempé et sérigraphié.
Joints en silicone. Câble d'alimentation H05RN-F de 1.5m bloqué par un presse-câble en laiton nickelé.
Vis de fixation en acier inox AISI 316L.
Tous les câbles sont fournis avec une gaine spéciale qui protège le spot des infiltrations d'eau et d'humidité.
Version en tension 12/24V.
Version en courant constant 700mA: utilisez exclusivement les drivers du type SELV ou équivalent.
Pas de risque photobiologique, RG0 groupe (EN62471).
LED 4000K (N), 3000K (3), 2700K (2).
Alimentation exclus.

CNC 120 T

IP 68 UP TO 1000 LM

IP68
Outdoor e waterproof

5 years warranty 5 Garantie de 5 ans

Anni di garanzia sul circuito LED

CNC 120











* Led colour	Completa il codice sostituendo al quadrato rosso la lettera o il numero corrispondente alla temperatura colore scelta.	*Complete the code by replacing the red box with the letter or number corresponding to the selected colour temperature.*	*Compléter le code en remplaçant le carré rouge par la lettre ou le numéro correspondant à la sélection de temperature couleur.*
N 4000K			
3 3000K, lm -5%			
2 2700K, lm -5%			

* Optic	Completa il codice sostituendo al quadrato grigio la lettera corrispondente al modello di ottica scelta.	*Complete the code by replacing the grey box with the letter corresponding to the selected optic model.*	*Completér le code en remplaçant le carré gris par la lettre correspondante au modèle de lentille choisie.*
☐			

CNC 120 T

NEW

POSITION

DIFF. TRASP.

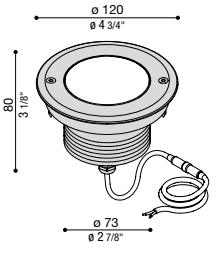

IP 68 IK 10 20J xx9 CE 2000 KG MAX 60° MAX

LED	W	LM	REAL LM		COL.	CODE * *
A++	9	1000	750			LL131000□□
	700mA - 12V					
A++	9	1000	750			LL131100□□
	12 - 24 V					

*** OPTIC**
- S Spot-25°
- M 60°
- A Asymm.
- D Diff.
- B Blade

*** LED COLOUR**
- N 4000K
- 3 3000K, lm -5%
- 2 2700K, lm -5%

4

Versione ghiera tonda, possibile scelta di 4 differenti ottiche. Temperatura massima rilevata sul vetro 60°C. Versione carrabile.

Version with round retaining ring, choice of 4 different optics. Max. temperature measured on the glass 60°C. Drive-over version.

Version avec collerette ronde, choix possible de 4 optiques différentes. Température relevée sur le verre 60° C maxi. Version carrossable.

ACCESSORI
Accessories / Accessoires

Armatura da incasso CNC120

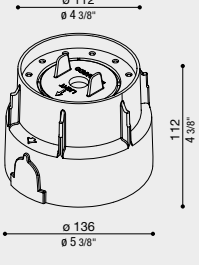

Armatura da incasso in termoplastico.

Thermoplastic recess box CNC120
Thermoplastic recess box.

Armature à encastrer CNC120
Armature à encastrer en matériau thermoplastique.

COL.	CODE
	LB1310001

Alimentatori CNC120

Corrente costante
CNC120 ballasts in constant current
Alimentations CNC120 en courant constant

N.MAX	IP	CODE
1/2	20	LB1070060
3/4	20	LB1070061
1/2	67	LB1070059
1/2 Dimmer	20	LB1070043

Tensione costante 12V
CNC ballasts in constant tension 12V
Alimentations CNC en tension 12V

	N.MAX	IP	CODE
12V	1/2	20	LB1070025
	1/3	20	LB1070026
	1/2	67	LB1070027
	1/4	67	LB1070028

Tensione costante 24V
CNC ballasts in constant tension 24V
Alimentations CNC en tension 24V

	N.MAX	IP	CODE
24V	1/3	20	LB1070029
	1/5	20	LB1070030
	1/4	67	LB1070031
	1/6	67	LB1070032

Alimentazione diretta
Integral ballast
Alimentation intégrée
✔ **220-240 V**

Alimentatore escluso
Ballast not included
Sans alimentation
✘

Finishing

Inox spazzolato
Brushed grey
Inox brossé

CNC 120

INC



Adatto per installazioni a parete e soffitto, anche per uso esterno. Idoneo per incassi da terra ad uso calpestabile, fissaggio mediante armatura da incasso fornita a parte. Prodotto finalizzato all'impiego di sorgenti luminose a LED per luce di accento e segnalazione. Ghiere in acciaio AISI316L. Corpo in alluminio anodizzato nero. Diffusore in vetro temprato. Guarnizioni in silicone. 1.5 m di cavo di alimentazione H05RN-F pre-cablato e bloccato tramite pressacavo in Ottone Nichelato.
Dimmerazione disponibile. Bulloneria in acciaio inox AISI 316L. Tutti i cavi sono provvisti di una speciale guaina che protegge il faretto dalle infiltrazioni di acqua e umidità.
La molla di ritenuta si adatta sia per applicazioni che prevedono l'utilizzo di armatura da incasso che direttamente in controsoffittature in cartongesso. Versione in tensione costante 12/24V.
Versione in corrente costante 350 mA/500 mA: utilizzare esclusivamente alimentatori di tipo SELV o equivalenti. Tutti i cavi vengono forniti integrati di un sistema elettronico che consente il collegamento non polarizzato del faretto.
INC 35: Il dispositivo elettronico inoltre, impedisce l'interruzione di linee di faretti collegati in serie nel caso di guasto di un singolo prodotto.
Nessun rischio fotobiologico, RG0 gruppo di rischio esente (EN62471).
LED 4000K (N), 3000K (3), o 2700K (2). Alimentatore escluso.

ENG *Suitable for installation on walls and ceilings and for outdoor use. Ideal for recessed ground application, also for walk-over use. Installation by means of a recess box supplied separately.*
Product designed for LED light sources for accent lighting and marking driveways and pathways. Retaining ring made of stainless steel AISI 316L.
Body made of black anodized aluminum. Heat tempered glass diffuser. Silicone gaskets. 1.5 m. pre-wired cable type H05RN-F, secured by means of a nickel-plated brass cable gland.
Dimmable version available. A4 or AISI 316L stainless steel nuts and bolts. All the wiring is supplied with a special sheathing protecting the spot from seepage of water and damp.
The retaining spring adapts both to applications requiring the use of the recess box or for fittings directly on plasterboard ceilings.
Version in constant tension 12/24V.
Version in constant current 350mA/ 500mA: only drivers type SELV or equivalent must be used. All the wiring is supplied with a built-in electronic system that allows a non-polarised connection of the spot light.
INC 35: moreover, the electronic device prevents the interruption of whole rows of downlights connected together in the event of a fault on just one of the products.
LED 4000K (N), 3000K (3)or 2700K (2).
Ballast not included.
No risk of photobiological damage, RG0 group (EN62471).

FRA *Egalement adapté pour les installations murales et les plafonds et à l'usage à l'extérieur. Convient aussi pour une utilisation au sol piétinable, fixation par une boîte d'encastrement fournie à part. Produit finalisé à l'emploi de sources lumineuses à LED pour éclairage d'accentuation et de signalisation.*
Collerette en acier inox type AISI 316L.
Corps en aluminium anodisé noir. Diffuseur en verre trempé. Joints en silicone. Câble d'alimentation H05RN-F de 1.5m bloqué par un presse-câble en laiton nickelé. Version dimmable disponible. Vis de fixation en acier inox type A4 ou AISI 316L.
Tous les câbles sont fournis avec une gaine spéciale qui protège le spot des infiltrations d'eau et d'humidité. Le ressort de retenue s'adapte aussi bien pour des applications qui prévoient l'utilisation de boîte d'encastrement que pour des applications directement sur les faux-plafonds en placoplâtre.
Version en tension 12/24V.
Version en courant constant 350mA/ 500mA: utilisez exclusivement les drivers du type SELV ou équivalent.
Tous les câbles sont fournis avec intégration d'un système électronique qui permet le branchement non polarisé du spot.
INC 35: en outre, le système électronique empêche l'interruption des lignes de spots connectés en série en cas de défaillance d'un seul produit.
Pas de risque photobiologique, RG0 groupe (EN62471).
LED 4000K (N), 3000K (3)ou 2700K (2).
Alimentation exclus.

INC 35

INC 50

IP 67 UP TO 650 LM

IP67
Outdoor e waterproof

5 years warranty 5 Garantie de 5 ans

Anni di garanzia sul circuito LED

INC 35-50

INC 35

NEW

POSITION

DIFF. TRASP.

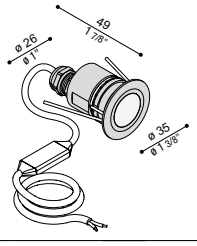

IP 67 IK 10 20J xx9 CE 500 KG MAX 65° MAX

LED	W	LM	REAL LM	COL.	CODE * *	* OPTIC	* LED COLOUR
A++	2	180	120		LL132000□□	S 14°	N 4000K
	500mA - 4,8V				LL132001□□	M 29°	3 3000K, Im -5%
					LL132002□□	L 46°	2 2700K, Im -5%
A++	2	180	120		LL132003□□		
	12 - 24 V				LL132004□□		
					LL132005□□		

4

Versione ghiera tonda, possibile scelta di 3 differenti ottiche. Temperatura massima rilevata sul vetro 65°C.

Version with round retaining ring, choice of 3 different optics. Max. temperature measured on the glass 65°C.

Version avec collerette ronde, choix possible de 3 optiques différentes. Température relevée sur le verre 65° C maxi.

INC 50

NEW

POSITION

DIFF. TRASP.

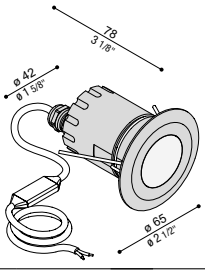

IP 67 IK 10 20J xx9 CE 500 KG MAX 65° MAX

LED	W	LM	REAL LM	COL.	CODE * *	* OPTIC	* LED COLOUR
A++	6,5	650	418		LL132006□□	S 13°	N 4000K
	500mA - 14V				LL132007□□	M 24°	3 3000K, Im -5%
					LL132008□□	L 53°	2 2700K, Im -5%
A++	6,5	650	418		LL132009□□		
	24 V				LL132010□□		
					LL132011□□		

4

Versione ghiera tonda, possibile scelta di 3 differenti ottiche. Temperatura massima rilevata sul vetro 65°C.

Version with round retaining ring, choice of 3 different optics. Max. temperature measured on the glass 65°C.

Version avec collerette ronde, choix possible de 3 optiques différentes. Température relevée sur le verre 65° C maxi.



*** Led colour**

N 4000K
3 3000K, Im -5%
2 2700K, Im -5%

Completa il codice sostituendo al quadrato rosso la lettera o il numero corrispondente alla temperatura colore scelta.

Complete the code *by replacing the red box with the letter or number corresponding to the selected colour temperature.*

Compléter le code *en remplaçant le carré rouge par la lettre ou le numéro correspondant à la sélection de temperature couleur.*

*** Optic**

Completa il codice sostituendo al quadrato grigio la lettera corrispondente al modello di ottica scelta.

Complete the code *by replacing the grey box with the letter corresponding to the selected optic model.*

Completér le code *en remplaçant le carré gris par la lettre correspondante au modèle de lentille choisie.*

ACCESSORI
Accessories / Accessoires

Armatura da incasso CNC/INC 35

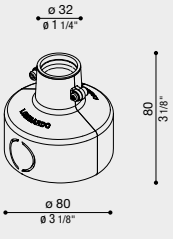

Armatura da incasso in termoplastico.

Thermoplastic recess box CNC/INC 35
Thermoplastic recess box.

Armature à encastrer CNC/INC 35
Armature à encastrer en matériau thermoplastique.

COL.	CODE
	LB1070001

Armatura da incasso CNC/INC 50

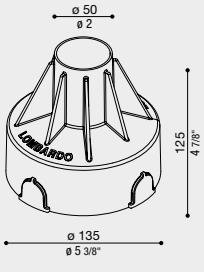

Armatura da incasso in termoplastico.

Recess box CNC/INC 50
Thermoplastic recess box.

Boîte d'encastrement CNC/INC 50
Armature à encastrer en matériau thermoplastique.

COL.	CODE
	LB1070039

Alimentatori INC 35-50

Corrente costante INC 35
INC 35 ballasts in constant current
Alimentations INC 35 en courant constant

350mA

N.MAX	IP	CODE
1/2	20	LB1070008
1/3	20	LB1070009
2/5	20	LB1070010
5/10	20	LB1070011
1/12 Dimmer	20	LB1070012
2/4	67	LB1070013
5/10	67	LB1070014

500mA

1/2	20	LB1070015
1/3	20	LB1070016
2/5	20	LB1070017
5/10	20	LB1070018
1/12 Dimmer	20	LB1070019
1/4	67	LB1070020
5/10	67	LB1070021

Corrente costante INC 50
INC 50 ballasts in constant current
Alimentations INC 50 en courant constant

350mA

N.MAX	IP	CODE
1	20	LB1070009
1/3	20	LB1070011
1/3 Dimmer	20	LB1070012
1/2	67	LB1070013
1/3	67	LB1070014

500mA

1	20	LB1070016
1/3	20	LB1070018
1/4 Dimmer	20	LB1070019
1/2	67	LB1070020
1/4	67	LB1070021

Tensione costante 12V
INC ballasts in constant tension 12V
Alimentations INC en tension 12V

INC 35 N.MAX	IP	CODE
1/6	20	LB1070025
1/12	20	LB1070026
1/8	67	LB1070027
1/15	67	LB1070028

Tensione costante 24V
INC ballasts in constant tension 24V
Alimentations INC en tension 24V

INC 35 N.MAX	INC 50 N.MAX	IP	CODE
1/6	1/2	20	LB1070029
1/12	1/4	20	LB1070030
1/8	1/2	67	LB1070031
1/15	1/5	67	LB1070032

Alimentazione diretta
Integral ballast
Alimentation intégrée
✔ **220-240 V**

Alimentatore escluso
Ballast not included
Sans alimentation
✘

Finishing

Inox satinato
Satin grey
Inox satiné

Bianco
White
Blanc moulé

Grigio antracite
Grey anthracite
Gris anthracite

LOMBARDO

LINEA VENTI

Lombardo S.r.l.
Via Pizzigoni 3
24060 Villongo (BG), ITALY

T +39 035 939411
F +39 035 939496
info@lombardo.it

lombardo.it