




























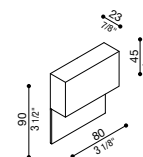


Tape 80

IP66 IK 06 1J xx3 CE UK CA	LED			COL.	CODE *
	W	LM	REAL LM		
	2	290	248	  24V	 LL14501W□
					 LL14501L□
					 LL14501D□
					 LL14501K□
					 LL14501Z□
					 LL14501B□
					 LL14501S□
	2	290	248	  24V REMOTE  KITDRIVER IP67	 LL14511W□
					 LL14511L□
					 LL14511D□
					 LL14511K□
					 LL14511Z□
					 LL14511B□
					 LL14511S□
	2	290	248	  24V REMOTE  KITDRIVER IP67 + BOX	 LL14521W□
					 LL14521L□
					 LL14521D□
					 LL14521K□
 LL14521Z□					
 LL14521B□					
 LL14521S□					



* Complete the CODE □ LED COLOUR N | 4000K 3 | 3000K 2 | 2700K 1 | 2200K

Codici LL14511: kit composti da Tape 80 + LB1070068 (driver IP67) Codici LL14521: kit composti da Tape 80 + scatola incasso 502 LB1250001 + LB1070068 (driver IP67) | Codes LL14512: Kit consisting of Tape 80 + LB1070068 (driver IP66) Codes LL14522: Kit consisting of Tape 80 + recess box 502 LB1250001 + LB1070068 (driver IP66) | Codes LL14512: Kit composé des Tape 80 + LB1070068 (driver IP66) Codes LL14522: Kit composé des Tape 80 + armature à encastrer LB1250001 + LB1070068 (driver IP66) | Códigos LL14512: Kit compuesto por Tape 80 + LB1070068 (driver IP20) Códigos LL14522: Kit compuesto por Tape 80 + LB1250001 + LB1070068 (driver IP66)