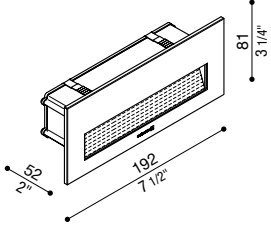








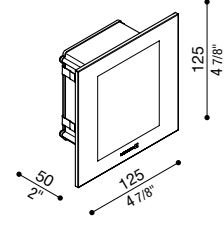


## Stile next 506L asimmetrica orizzontale

IP66 IK 06 1J xx3 CE UK ER	LED			COL.	CODE *	
	W	LM	REAL LM			
	4	490	70	 LL665F□  LL665F2□  LL665FG□  LL665FK□	  220-240 V	

\* Complete the CODE □ LED COLOUR N | 4000K 3 | 3000K 2 | 2700K

Predisposto per doppio ingresso alimentazione. Deflettore in alluminio primario pressofuso EN-AB44100. | Double cable entry at the back. Reflector made of EN-AB44100 die-cast aluminium primary alloy. | Possibilità alimentazione double entrée. Réflecteur en aluminium primaire injecté EN-AB44100.

## Stile next 506E

IP66 IK 06 1J xx3 CE UK ER	LED			COL.	CODE *	
	W	LM	REAL LM			
	6	720	283	 LL651D□	  220-240 V	

\* Complete the CODE □ LED COLOUR N | 4000K 3 | 3000K

Predisposto per doppio ingresso alimentazione. | Double cable entry at the back. | Possibilità alimentazione double entrée.