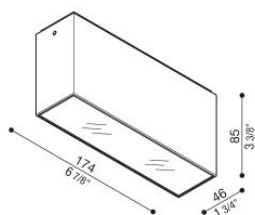



Kura Top X5

LL14706SM2

Lombardo.



Informazioni tecniche:



Installazione:	Soffitto, Superficie soffitto
Materiale Corpo:	Alluminio
Finitura:	Sabbia RAL 1013
Tipo di diffusore:	Vetro serigrafato
Inclinazione ottica:	28°
Tipo lampada:	LED
Classe energetica:	F
Temperatura colore:	2700K
CRI:	95
LB Factor:	L80B20 - 50.000h
Rischio fotobiologico:	RG1
Potenza assorbita Watt:	12,5
Lumen:	1025
Real Lumen:	785
Alimentazione:	☑ integrata
LED:	220-240 V
Interruttore magnetotermico	/-/-22-36
B10 - C10 - B16 - C16	
Classe di isolamento:	⊕ CL.I
Grado di protezione:	IP 65
Resistenza alla rottura:	IK 06 1J xx3
Marchi di Conformità:	CE UK ENEC



Kura Top X5

LL14706SM2

Lombardo.

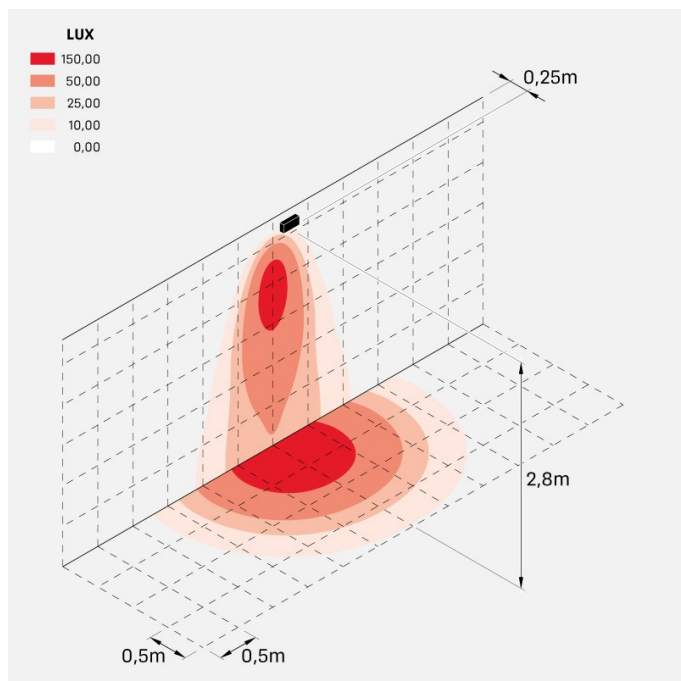


Kura Top X5

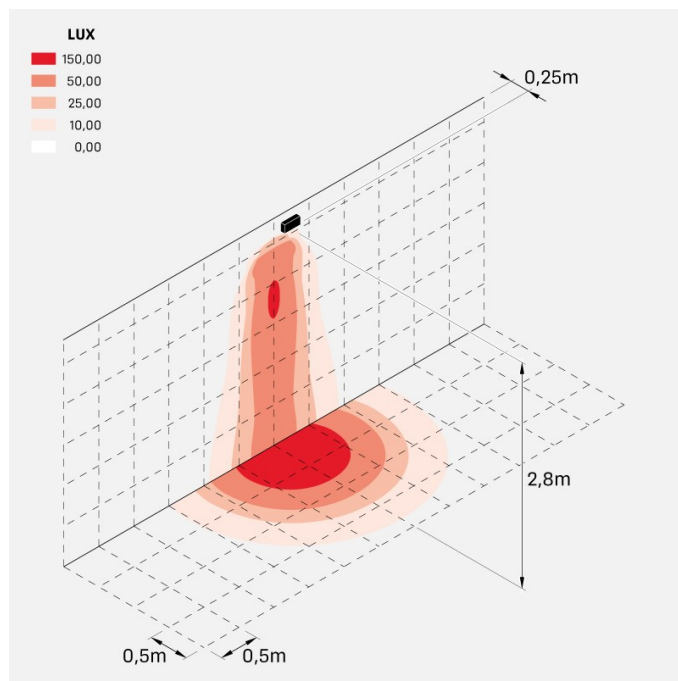
Lombardo.

LL14706SM2

Simulazioni illuminotecniche:



kura_top_x5_optic_m



kura_top_x5_optic_s

Curva fotometrica:

