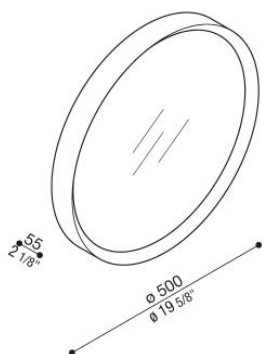


Flo T 500

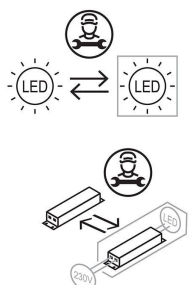
LL13416S2

Lombardo.



Informazioni tecniche:

Installazione:	Parete, Soffitto, Superficie parete, Superficie soffitto
Materiale Corpo:	Alluminio
Finitura:	Sabbia RAL 1013
Tipo di diffusore:	Polycarbonato
Tipo lampada:	LED
Classe energetica:	F
Temperatura colore:	2700K
CRI:	>80
LB Factor:	L80B20 - 50.000h
Rischio fotobiologico:	RG1
Potenza assorbita Watt:	45
Lumen:	4200
Real Lumen:	3517
Alimentazione:	✓ integrata
LED:	220-240 V
Interruttore magnetotermico B10 - C10 - B16 - C16	13-16-19-24
Classe di isolamento:	⊕ CL.I
Grado di protezione:	IP 20
Resistenza alla rottura:	IK 06 1J xx3
Marchi di Conformità:	CE UK EAC



Lombardo S.r.l.


Via Pizzigoni 3, Villongo (BG) - 24060 - Italy - T 0039 035 939 411 - E info@lombardo.it

lombardo.it





Flo T 500

LL13416S2

Lombardo.



Immagini di montaggio:



Lombardo S.r.l.

Via Pizzigoni 3, Villongo (BG) - 24060 - Italy - T 0039 035 939 411 - E info@lombardo.it

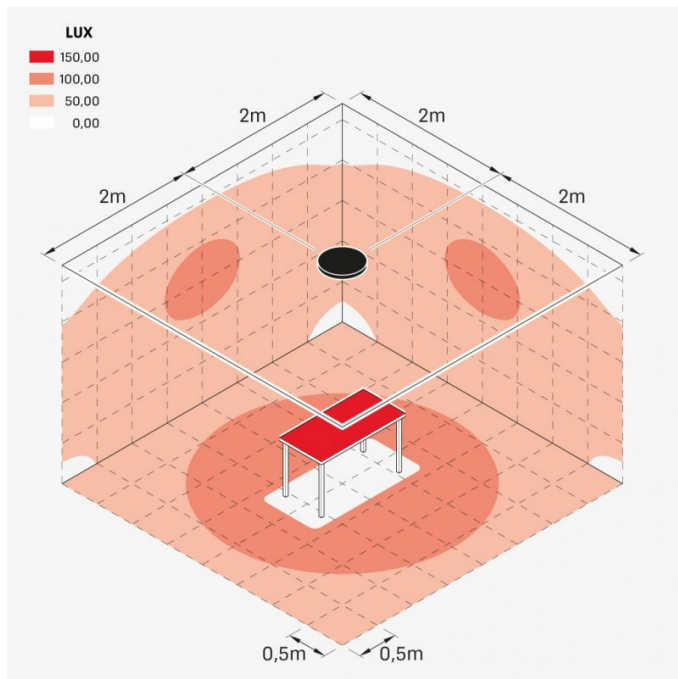
lombardo.it

Flo T 500

LL13416S2

Lombardo.

Simulazioni illuminotecniche:



flo_t_500