


Flag



LED



outdoor

ACCESSORI

Accessories / Accessoires

Pag. 118



Corpo in alluminio pressofuso; elevata resistenza all'ossidazione grazie al trattamento di cataforesi e alla verniciatura con resine poliestere stabilizzata ai raggi UV. Diffusore in vetro temprato e serigrafato. Guarnizioni in silicone. Riflettore in alluminio anodizzato. Bulloneria in acciaio inox A4. Prodotto inaccessibile fornito con connettore rapido presa-spina IP68 con barriera anti condensa.

LED 4000K (N), 3000K (3) o 2700K (2). Nessun rischio fotobiologico, RGO gruppo di rischio esente (EN62471).

ENG Die-cast aluminium body; high resistance to oxidation thanks to cataphoresis treatment and UV-stabilised polyester resin coating. Screen-printed tempered glass diffuser. Silicone gaskets. Anodized aluminium reflector. A4 stainless steel nuts and bolts. Inaccessible device supplied with quick connector plug-socket IP68 with anti-condensation barrier.

LED 4000K (N), 3000K (3) or 2700K (2). No photobiological risk, RGO risk group (EN62471).

FRA Corps en aluminium inéjecté; haute résistance à l'oxydation grâce au traitement de cataphorèse et à la peinture avec des résines polyester stabilisées contre les rayons UV. Diffuseur en verre trempé et sérigraphié. Joints en silicone. Réflecteur en aluminium anodisé. Boulons A4 en acier inoxydable. Produit câblé en usine fourni avec un connecteur rapide fiche-douille IP68 avec barrière anti-condensation.

LED 4000K (N), 3000K (3) ou 2700K (2). Pas de risque photobiologique, groupe de risque RGO exempt (EN62471).

Flag 330



Flag 330 Post



Palo non incluso
Post not included
Poteau pas inclus

Flag 330 Reg



Flag 330 Zero



Flag 200



Flag 200 Post



Palo non incluso
Post not included
Poteau pas inclus

Flag 200 Reg



Flag 200 Bollard



Outdoor e waterproof



Alimentazione diretta
Direct power supply
Alimentation directe



Dimmerabile
Dimmable
Dimmable



Cataforesi
Cataphoresis
Cataphorèse



Anni di garanzia sul circuito LED
Years warranty on LED circuit
Ans de garantie sur la source LED

Flag



1 FLAG 330 POST
FLAG 200 POST
+ PALO STILL

2 FLAG 200 BOLLARD

3 FLAG 330
+ PALO FLAG



4 FLAG 330 REG

5 FLAG 200 REG

6 FLAG 330 ZERO

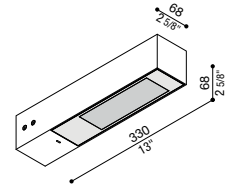
7 FLAG 200

8 FLAG 330

Flag

Flag 330

DIFF.
VETRO

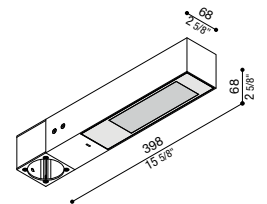


IP66 IK 07 2J xx5 CE UK CA

LED	W	LM	REAL LM	COL.	CODE **	* OPTIC	* LED COLOUR
19	2850	Max1980	☑️ 220-240 V		LL14000W□□	S Spot-25° W Wide A Asymm. D Diff.	N 4000K 3 3000K, Im -5% 2 2700K, Im -5%
					LL14000G□□		
					LL14000E□□		
					LL14000K□□		
19	2850	Max1980	☑️ 220-240 V DALI		LM14000W□□		
					LM14000G□□		
					LM14000E□□		
					LM14000K□□		
19	2850	Max1980	❌ 24V		LT14000W□□		
					LT14000G□□		
					LT14000E□□		
					LT14000K□□		

Flag 330 Post

DIFF.
VETRO



IP66 IK 07 2J xx5 CE UK CA

LED	W	LM	REAL LM	COL.	CODE **	* OPTIC	* LED COLOUR
19	2850	Max1980	☑️ 220-240 V		LL14030W□□	S Spot-25° W Wide A Asymm. D Diff.	N 4000K 3 3000K, Im -5% 2 2700K, Im -5%
					LL14030G□□		
					LL14030E□□		
					LL14030K□□		
19	2850	Max1980	☑️ 220-240 V DALI		LM14030W□□		
					LM14030G□□		
					LM14030E□□		
					LM14030K□□		
19	2850	Max1980	❌ 24V		LT14030W□□		
					LT14030G□□		
					LT14030E□□		
					LT14030K□□		

Fornito con adattatore per installazione su palo standard Ø60mm.

Supplied with adapter for installation on a standard Ø60 mm post.

Fourni avec adaptateur pour installation sur poteau standard Ø60 mm.

Finishing

	Bianco RAL 9010 White RAL 9010 Blanc RAL 9010		Grigio antracite RAL 7021 Grey anthracite RAL 7021 Gris anthracite RAL 7021
	Grigio High Tech RAL 9006 Grey High Tech RAL 9006 Gris High Tech RAL 9006		Corten Corten Corten

* Led colour

- N 4000K
- 3 3000K, Im -5%
- 2 2700K, Im -5%

Completa il codice sostituendo al quadrato rosso la lettera o il numero corrispondente alla temperatura colore scelta.

Complete the code by replacing the red box with the letter or number corresponding to the selected colour temperature.

Compléter le code en remplaçant le carré rouge par la lettre ou le numéro correspondant à la sélection de température couleur.

☑️ Alimentatore integrato

Integrated driver
Alimentation intégrée

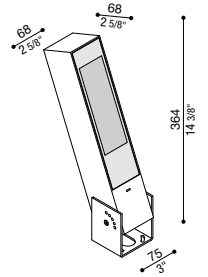
❌ Alimentatore escluso

Driver not included
Alimentation non incluse



Flag 330 Reg

DIFF. VETRO



IP66 IK 07 2J xx5 CE UK CA

LED	W	LM	REAL LM		COL.	CODE * *	* OPTIC	* LED COLOUR
	19	2850	Max1980	<input type="checkbox"/> <input checked="" type="checkbox"/>		LL14010W□□ LL14010G□□ LL14010E□□ LL14010K□□	S Spot-25° W Wide A Asymm. D Diff.	N 4000K 3 3000K, lm -5% 2 2700K, lm -5%
	19	2850	Max1980	<input type="checkbox"/> <input checked="" type="checkbox"/>		LM14010W□□ LM14010G□□ LM14010E□□ LM14010K□□		
	19	2850	Max1980	<input checked="" type="checkbox"/> <input type="checkbox"/>		LT14010W□□ LT14010G□□ LT14010E□□ LT14010K□□		

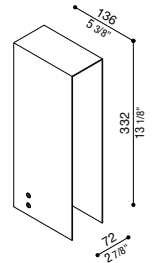
Fornito con staffa a 5 step di regolazione in alluminio verniciato.

Supplied with 5-step adjustment bracket in painted aluminium.

Fourni avec un support de réglage en 5 étapes en aluminium peint.

Flag 330 Zero

DIFF. OPAL.



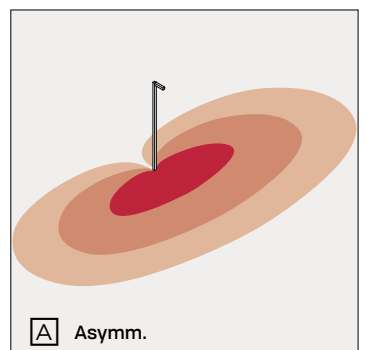
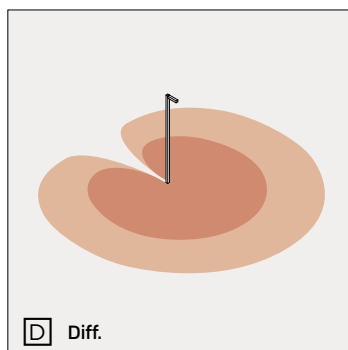
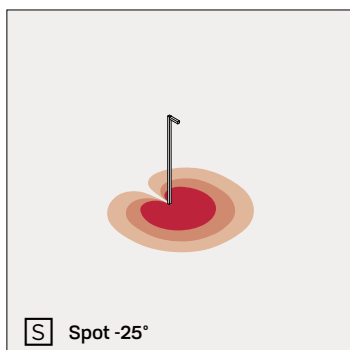
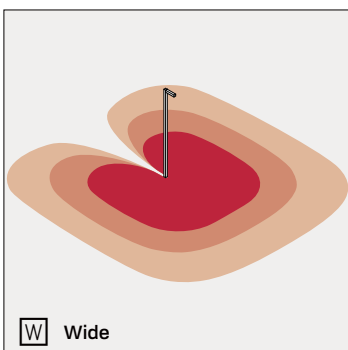
IP66 IK 07 2J xx5 CE UK CA

LED	W	LM	REAL LM		COL.	CODE *	* LED COLOUR
	6,7	1000	180	<input type="checkbox"/> <input checked="" type="checkbox"/>		LL14020W□□ LL14020G□□ LL14020E□□ LL14020K□□	N 4000K 3 3000K, lm -5% 2 2700K, lm -5%

Fornito con sistema antiabbagliamento in alluminio verniciato.

Supplied with painted aluminium anti-glare system.

Fourni avec un système anti-éblouissement en aluminium peint.

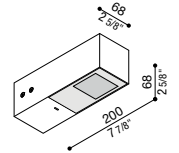


Flag

Flag 200

NEW

DIFF.
VETRO



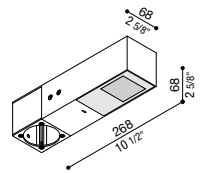
IP66 IK 07 2J xx5 CE UK CA

LED	W	LM	REAL LM		COL.	CODE * *	* OPTIC	* LED COLOUR
	10	1350	855	☑️ 220-240 V		LL14001W□□	S Spot-25°	N 4000K
						LL14001G□□	W Wide	3 3000K, Im -5%
						LL14001E□□	A Asymm.	2 2700K, Im -5%
						LL14001K□□	D Diff.	
	10	1350	855	☑️ 220-240 V DALI		LM14001W□□		
						LM14001G□□		
						LM14001E□□		
						LM14001K□□		
	10	1350	855	❌ 24V		LT14001W□□		
						LT14001G□□		
						LT14001E□□		
						LT14001K□□		

Flag 200 Post

NEW

DIFF.
VETRO



IP66 IK 07 2J xx5 CE UK CA

LED	W	LM	REAL LM		COL.	CODE * *	* OPTIC	* LED COLOUR
	10	1350	855	☑️ 220-240 V		LL14031W□□	S Spot-25°	N 4000K
						LL14031G□□	W Wide	3 3000K, Im -5%
						LL14031E□□	A Asymm.	2 2700K, Im -5%
						LL14031K□□	D Diff.	
	10	1350	855	☑️ 220-240 V DALI		LM14031W□□		
						LM14031G□□		
						LM14031E□□		
						LM14031K□□		
	10	1350	855	❌ 24V		LT14031W□□		
						LT14031G□□		
						LT14031E□□		
						LT14031K□□		

Fornito con adattatore per installazione su palo standard Ø60mm.

Supplied with adapter for installation on a standard Ø60 mm post.

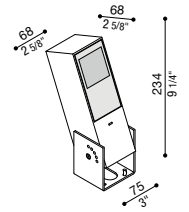
Fourni avec adaptateur pour installation sur poteau standard Ø60 mm.



Flag 200 Reg



DIFF. VETRO



IP66 IK 07 2J xx5 CE UK CA

LED	W	LM	REAL LM	COL.	CODE **	* OPTIC	* LED COLOUR
10	1350	855	220-240 V		LL14011W□□	S Spot-25° W Wide A Asymm. D Diff.	N 4000K 3 3000K, Im -5% 2 2700K, Im -5%
					LL14011G□□		
					LL14011E□□		
					LL14011K□□		
10	1350	855	220-240 V DALI		LM14011W□□		
					LM14011G□□		
					LM14011E□□		
					LM14011K□□		
10	1350	855	24V		LT14011W□□		
					LT14011G□□		
					LT14011E□□		
					LT14011K□□		

Fornito con staffa a 5 step di regolazione in alluminio verniciato.

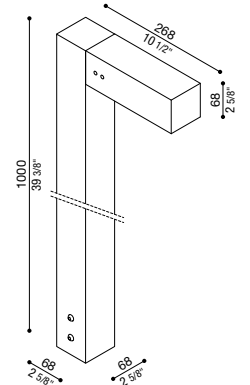
Supplied with 5-step adjustment bracket in painted aluminium.

Fourni avec un support de réglage en 5 étapes en aluminium peint.

Flag 200 Bollard



DIFF. VETRO



IP66 IK 07 2J xx5 CE UK CA

LED	W	LM	REAL LM	COL.	CODE **	* OPTIC	* LED COLOUR
10	1350	855	220-240 V		LL14021W□□	S Spot-25° W Wide A Asymm. D Diff.	N 4000K 3 3000K, Im -5% 2 2700K, Im -5%
					LL14021G□□		
					LL14021E□□		
					LL14021K□□		
10	1350	855	220-240 V DALI		LM14021W□□		
					LM14021G□□		
					LM14021E□□		
					LM14021K□□		
10	1350	855	24V		LT14021W□□		
					LT14021G□□		
					LT14021E□□		
					LT14021K□□		

Palo H1000 e staffa di fissaggio inclusi.

H1000 pole and fixing base included.

Poteau H1000 et base de fixation inclus.

Finishing

	Bianco RAL 9010 White RAL 9010 Blanc RAL 9010		Grigio antracite RAL 7021 Grey anthracite RAL 7021 Gris anthracite RAL 7021
	Grigio High Tech RAL 9006 Grey High Tech RAL 9006 Gris High Tech RAL 9006		Corten Corten Corten

* Led colour

- N 4000K
- 3 3000K, Im -5%
- 2 2700K, Im -5%

Completa il codice sostituendo al quadrato rosso la lettera o il numero corrispondente alla temperatura colore scelta.

Complete the code by replacing the red box with the letter or number corresponding to the selected colour temperature.

Compléter le code en remplaçant le carré rouge par la lettre ou le numéro correspondant à la sélection de température couleur.

✓ Alimentatore integrato

Integrated driver
Alimentation intégrée

✗ Alimentatore escluso

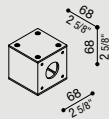
Driver not included
Alimentation non incluse

Flag

ACCESSORI

Accessories / Accessoires

Adattatore palo Still Ø 60 Flag



Adattatore per installazione Flag su palo standard Ø60 mm in alluminio verniciato.

Flag adapter for Still Post Ø 60
Flag adapter for installation on a standard Ø60 mm post.

Adaptateur poteau Still Ø60 Flag
Adaptateur pour installation Flag sur poteau standard Ø60 mm.

COL.	CODE
	LB14000W
	LB14000G
	LB14000E
	LB14000K

Palo Flag

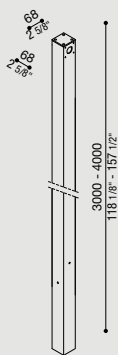
Palo in alluminio estruso verniciato H 4000 mm e H 3000 mm (interrato H 500) completo di coperchi amovibili. Predisposto per l'installazione di 1 o 2 Flag.

Flag Post

Painted extruded aluminium pole H 4000 mm and H 3000 mm (underground H 500) complete with removable covers. Suitable for the installation of 1 or 2 Flag.

Flag Poteau

Poteau en aluminium extrudé peint H 4000 mm et H 3000 mm. Convient pour l'installation de 1 ou 2 Flag.

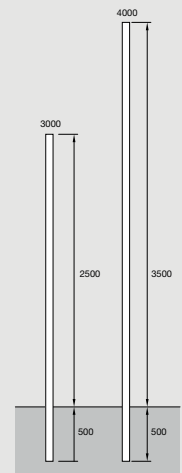


H 3000 mm

COL.	CODE
	LB140001W
	LB140001G
	LB140001E
	LB140001K

H 4000 mm

COL.	CODE
	LB140002W
	LB140002G
	LB140002E
	LB140002K



Palo Flag con staffa

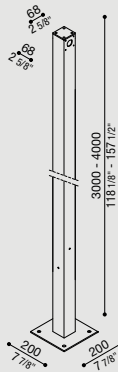
Palo in alluminio estruso verniciato H 4000 mm e H 3000 mm con staffa di fissaggio a terra in acciaio completo di coperchi amovibili (da asportare nel caso si applichino apparecchi). Predisposto per l'installazione di 1 o 2 Flag.

Flag Post with fixing base

Painted extruded aluminium pole H 4000 mm and H 3000 mm with fixing base complete with removable covers (to be removed to accommodate the light fixtures). Suitable for the installation of 1 or 2 Flag.

Flag poteau avec base de fixation

Poteau en aluminium extrudé peint H 4000 mm et H 3000 mm avec base de fixation et couvercles amovibles (à retirer pour appliquer les appareils). Convient pour l'installation de 1 ou 2 Flag.



Palo Flag con staffa H3000

COL.	CODE
	LB1400K1W
	LB1400K1G
	LB1400K1K
	LB1400K1E

Palo Flag con staffa H4000

COL.	CODE
	LB1400K2W
	LB1400K2G
	LB1400K2E
	LB1400K2K

Still


Palo diametro 60 mm in Bayblend senza basamento. Possibilità di installazione con o senza basamento. Anima interno palo in acciaio zincato per altezze da 2000 mm.

Still

60 mm Bayblend pole without base. Possibility of installation with or without base. Galvanized steel inner pole from H 2000 mm.

Still

Poteau de 60 mm en Bayblend sans socle. Possibilité d'installation avec ou sans socle. Noyau interne en acier galvanisé pour poteau à partir de h. 2000 mm.



H 160 mm

COL.	CODE
	LB11033
	LB1103G
	LB1103E
	LB1103K
	LB11031

H 1000 mm

COL.	CODE
	LB1100012
	LB110001G
	LB110001E
	LB110001K
	LB110001W

H 2000 mm

COL.	CODE
	LB1100032
	LB110003G
	LB110003E
	LB110003K
	LB1100031

H 3000 mm

COL.	CODE
	LB1100052
	LB110005G
	LB110005E
	LB110005K
	LB1100051

H 500 mm

COL.	CODE
	LB11112
	LB1111G
	LB1111E
	LB1111K
	LB11111

H 1500 mm

COL.	CODE
	LB1100022
	LB110002G
	LB110002E
	LB110002K
	LB1100021

H 2500 mm


COL.	CODE
	LB1100042
	LB110004G
	LB110004E
	LB110004K
	LB1100041

H 3500 mm

COL.	CODE
	LB1100062
	LB110006G
	LB110006E
	LB110006K
	LB1100061



Predisposto per installazione su palo da Ø60 mm standard.
 Suitable for installation on standard post Ø60 mm.
 Prédéposé pour l'installation sur Poteau standard Ø60 mm.



Disponibile adattatore per installazione su palo Ø60 standard.
 Adapter for installation on standard Ø60 pole available.
 Adaptateur disponible pour installation sur poteau standard Ø60.




Montaggio con supporto standard.
 Mounting with standard support.
 Montage avec support standard.




Montaggio con supporto regolabile.
 Mounting with adjustable bracket.
 Montage avec support réglable.



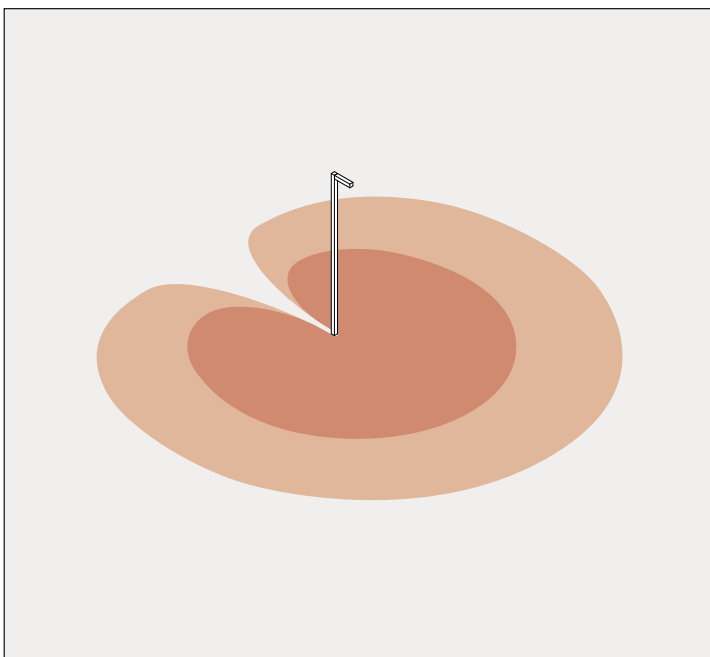
Fasci luminosi su palo Flag da 3 metri.
Light beams on 3-metre Flag pole.
Faisceaux lumineux sur un poteau Flag de 3 mètres.



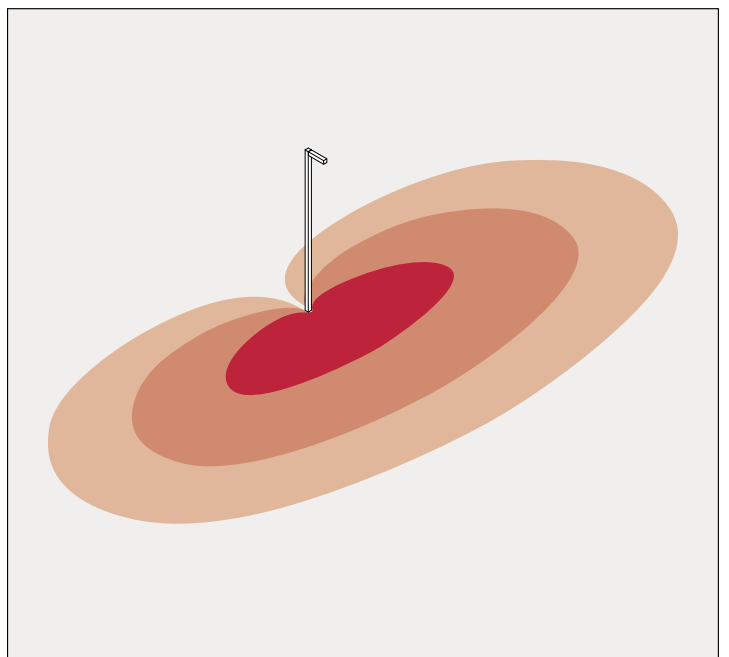
W Wide




S Spot -25°



D Diff.



A Asymm.



Flag 330 Post

Flag





Flag 330



Flag 330

Flag





Flag 330

Flag



Flag 330 Reg



Flag 330 Zero



Flag 220



Flag 220 Bollard



Flag 220 Bollard