

# Fix



LED



indoor



outdoor



Adatto anche ad uso esterno. Driver 220-240V integrato e Led di ultima generazione.  
 Corpo e tappo in alluminio primario pressofuso EN-AB46100; elevata resistenza all'ossidazione grazie al trattamento di passivazione a base di zirconio e alla verniciatura con resine poliestere stabilizzata ai raggi UV.  
 Diffusore in vetro temprato effetto satinato. Guarnizione in silicone.  
 Bulloneria in acciaio A4 o AISI 316L.  
**LED 4000K (N), 3000K (3) o 2700K (2). Alimentazione diretta 220-240V.**  
**Nessun rischio fotobiologico, RGO gruppo di rischio esente (EN62471).**

**ENG** Suitable for indoor and outdoor use.  
 Integrated driver 220-240V and the latest generation of Led.  
 Body and cover made of EN-AB46100 die-cast aluminium primary alloy; highly resistant to oxidization thanks to the zirconium-based passivation treatment and UV stabilized polyester resin coating.  
 Tempered glass diffuser with frosted effect.  
 Silicone gaskets.  
 A4 or AISI 316L stainless steel nuts and bolts.  
**LED 4000K (N), 3000K (3) o 2700K (2). Integrated driver 220-240V.**  
 No risk of photobiological damage, RGO group (EN62471).

**FRA** Également adapté à l'usage à l'extérieur.  
 Alimentation intégrée 220 - 240V et Led de dernière génération.  
 Corps et couverture en aluminium primaire injecté EN-AB46100; haute résistance à l'oxydation grâce au traitement de passivation à base de zirconium et laquage poudre à base de résines polyesters, fixées au rayon UV. Diffuseur en verre trempé effet satiné.  
 Joints en silicone.  
 Visserie en acier inox type A4 ou AISI 316L.  
**LED 4000K (N), 3000K (3) ou 2700K (2) (blanche chaud). Alimentation intégrée 220-240. Pas de risque photobiologique, RGO groupe (EN62471).**

**Fix 503**



**Outdoor  
 e waterproof**



**Alimentazione diretta**  
 Direct power supply  
 Alimentation directe

**Fix 504**



**Installazione rapida**  
 Quick installation  
 Installation rapide

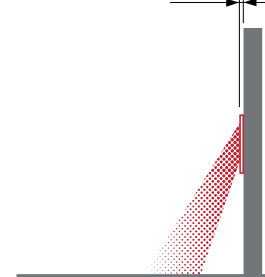


**Anni di garanzia  
 sul circuito LED**  
 Years warranty on LED circuit  
 Ans de garantie sur la source LED

**Fix 506**



3 mm

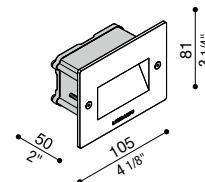


## Fix 503

DIFF.  
VETRO

IP66 IK 10 20J xx9 CE UK  
ERA

LED	W	LM	REAL LM	COL.	CODE *	* LED COLOUR
	4,2	450	225		LL120000□	N 4000K
					LL120001□	3 3000K, lm -5%
					LL120002□	2 2700K, lm -5%
					LL120003□	



Predisposto per singolo ingresso alimentazione.

Single cable entry at the back.

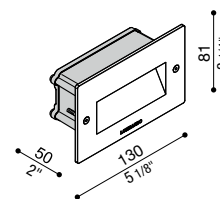
Entrée d'alimentation simple.

## Fix 504

DIFF.  
VETRO

IP66 IK 10 20J xx9 CE UK  
ERA

LED	W	LM	REAL LM	COL.	CODE *	* LED COLOUR
	5,6	600	300		LL120004□	N 4000K
					LL120005□	3 3000K, lm -5%
					LL120006□	2 2700K, lm -5%
					LL120007□	



Predisposto per singolo ingresso alimentazione.

Single cable entry at the back.

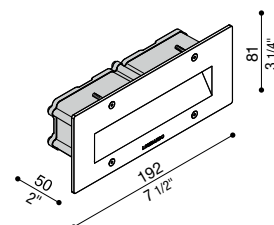
Entrée d'alimentation simple.

## Fix 506

DIFF.  
VETRO

IP66 IK 10 20J xx9 CE UK  
ERA

LED	W	LM	REAL LM	COL.	CODE *	* LED COLOUR
	7,2	750	375		LL120008□	N 4000K
					LL120009□	3 3000K, lm -5%
					LL120010□	2 2700K, lm -5%
					LL120011□	







Predisposto per doppio ingresso alimentazione.

Double cable entry at the back.

Possibilità alimentazione double entrée.

### Finishing

	Bianco RAL 9010 White RAL 9010 Blanc RAL 9010		Grigio antracite RAL 7021 Grey anthracite RAL 7021 Gris anthracite RAL 7021
	Grigio High Tech RAL 9006 Grey High Tech RAL 9006 Gris High Tech RAL 9006		Corten Corten Corten

### \* Led colour

- N 4000K
- 3 3000K, lm -5%
- 2 2700K, lm -5%

**Completa il codice**  
sostituendo al quadrato rosso la lettera o il numero corrispondente alla temperatura colore scelta.

**Complete the code**  
by replacing the red box with the letter or number corresponding to the selected colour temperature.

**Compléter le code**  
en remplaçant le carré rouge par la lettre ou le numéro correspondant à la sélection de température couleur.

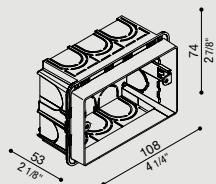
### ✓ Alimentatore integrato Integrated driver Alimentation intégrée



**ACCESSORI**

Accessories / Accessoires

**Scatola Incasso Standard 503**

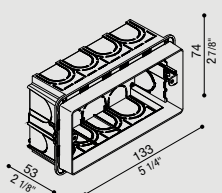


Recess Box 503

Armature à encastrer standard 503

COL.	CODE
	LB11660

**Scatola Incasso Standard 504**

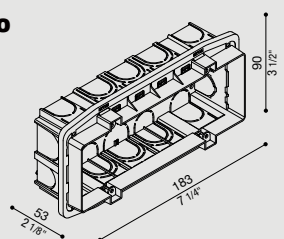


Recess Box 504

Armature à encastrer standard 504

COL.	CODE
	LB11690

**Scatola Incasso Standard 506L**



Recess Box 506L

Armature à encastrer standard 506L

COL.	CODE
	LB11680

**Morsettiere**  
Terminal blocks



**Scaricatori SPD**  
Surge protector devices



Pag. 448



Installazione in scatole standard.  
Installation with recess boxes.  
Installation avec boîtes standards.



503


504

506

Colori disponibili.  
Available colours.  
Couleurs disponibles.



# Fix





FIX 503



FIX 504