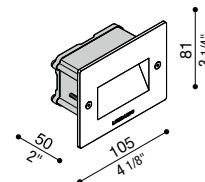


Fix 503

DIFF.
VETRO

IP66 IK 10 20J xx9 CE UK
ERA

LED	W	LM	REAL LM	COL.	CODE *	* LED COLOUR
	4,2	450	225		LL120000□	N 4000K
					LL120001□	3 3000K, lm -5%
					LL120002□	2 2700K, lm -5%
					LL120003□	



Predisposto per singolo ingresso alimentazione.

Single cable entry at the back.

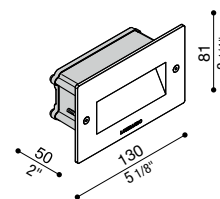
Entrée d'alimentation simple.

Fix 504

DIFF.
VETRO

IP66 IK 10 20J xx9 CE UK
ERA

LED	W	LM	REAL LM	COL.	CODE *	* LED COLOUR
	5,6	600	300		LL120004□	N 4000K
					LL120005□	3 3000K, lm -5%
					LL120006□	2 2700K, lm -5%
					LL120007□	



Predisposto per singolo ingresso alimentazione.

Single cable entry at the back.

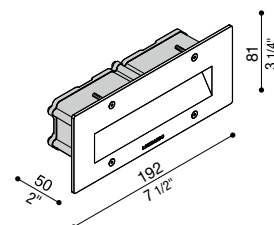
Entrée d'alimentation simple.

Fix 506

DIFF.
VETRO

IP66 IK 10 20J xx9 CE UK
ERA

LED	W	LM	REAL LM	COL.	CODE *	* LED COLOUR
	7,2	750	375		LL120008□	N 4000K
					LL120009□	3 3000K, lm -5%
					LL120010□	2 2700K, lm -5%
					LL120011□	



Predisposto per doppio ingresso alimentazione.

Double cable entry at the back.

Possibilità alimentazione double entrée.

Finishing

	Bianco RAL 9010 White RAL 9010 Blanc RAL 9010		Grigio antracite RAL 7021 Grey anthracite RAL 7021 Gris anthracite RAL 7021
	Grigio High Tech RAL 9006 Grey High Tech RAL 9006 Gris High Tech RAL 9006		Corten Corten Corten

* Led colour

- N 4000K
- 3 3000K, lm -5%
- 2 2700K, lm -5%

Completa il codice
sostituendo al quadrato rosso la lettera o il numero corrispondente alla temperatura colore scelta.

Complete the code
by replacing the red box with the letter or number corresponding to the selected colour temperature.

Compléter le code
en remplaçant le carré rouge par la lettre ou le numéro correspondant à la sélection de température couleur.

✓ Alimentatore integrato Integrated driver Alimentation intégrée