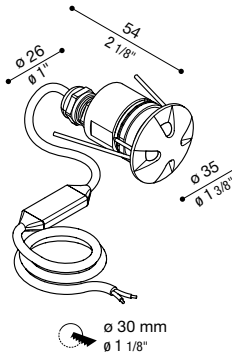


## CNC 35 Mask

IP67 IK 10 20J xx9 CE UK CR 500 50 MAX °C65° MAX	LED		REAL LM	COL.	CODE *
	W	LM			
	2	180	21	500mA-4,8V	LL107004□
	2	180	21	12/24V	LL107010□

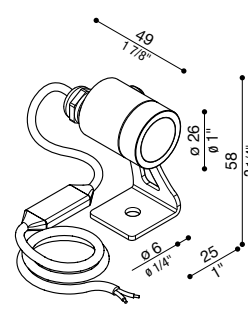


\* Complete the CODE □ LED COLOUR N | 4000K 3 | 3000K 2 | 2700K B | Blue

Versione ghiera Mask con 4 aperture da 35°. | Version with Mask retaining ring with four 35° openings. | Version avec virole Mask 4 ouvertures à 35°.

## CNC 35 Swing

IP67 IK 07 2J xx5 CE UK CR °C65° MAX	LED		REAL LM	COL.	CODE *
	W	LM			
	2	180	Max 148	500mA-4,8V	LL107005□□
					LL107036□□
					LL107037□□
	2	180	Max 148	12/24V	LL107011□□
					LL107038□□
					LL107039□□

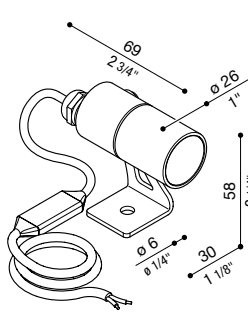


\* Complete the CODE ○ OPTIC S | 14° M | 29° L | 46° D | Diff. □ LED COLOUR N | 4000K 3 | 3000K 2 | 2700K B | Blue

Versione orientabile. Picchetto non incluso. | Swivel version. Stake not included. | Version orientable. Piquet non compris.

## CNC 35 Swing Spot

IP67 IK 07 2J xx5 CE UK CR °C65° MAX	LED		REAL LM	COL.	CODE *
	W	LM			
	2	180	Max 148	500mA-4,8V	LL107028□
	2	180	Max 148	12/24V	LL107029□



\* Complete the CODE □ LED COLOUR N | 4000K 3 | 3000K 2 | 2700K B | Blue

Versione orientabile antiabbagliamento. Picchetto non incluso. | Adjustable anti-glare version. Stake not included. | Version orientable antiéblouissement. Piquet non compris.