
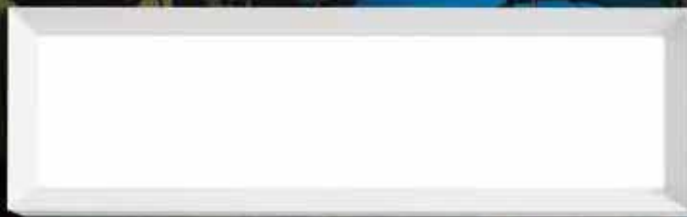


Flo

Design
Lombardo design department



LED



indoor



Adatto per l'installazione a parete e soffitto. Plafone a singola emissione per applicazione indoor.
 Driver 220-240V integrato. Corpo in alluminio estruso, verniciato con resine di poliestere stabilizzate ai raggi UV.
 Diffusore in policarbonato opale antigraffio stabilizzato ai raggi UV. Pannello LGP in PMMA per la diffusione omogenea della luce. Bulloneria in acciaio zincato.
 Fissaggio tramite staffa in acciaio zincato e perni per molle a scatto.
 Completo di kit di sicurezza per il montaggio.
LED 4000K (N), 3000 K (3) e 2700 (2). Alimentazione diretta 220-240V.
Nessun rischio fotobiologico, RGO gruppo di rischio esente (EN62471).


ENG Suitable for wall and ceiling installation. Single emission lighting fixture for indoor application. Integrated 220-240V driver. Extruded aluminum body painted with UV stabilized polyester resins. Scratch-resistant opal polycarbonate diffuser stabilized to UV rays. PMMA LGP panel for homogeneous light diffusion. Galvanized steel screws. Fixing by bracket made of galvanized steel and pins for snap springs. with installation safety kit.
LED 4000K (N), 3000K (3) or 2700K (2). Integral ballast 220-240V. No risk of photobiological damage, RGO group (EN 2471).

FRA Également adapté pour l'installation au mur et au plafond. Luminaire à émission unique adaptée à l'application intérieure. Driver 220-240V intégré. Corps en aluminium extrudé, peint avec des résines en polyester stabilisées aux rayons UV. Diffuseur en polycarbonate opalin anti-rayures stabilisé aux rayons UV. Panneau LGP en PMMA pour une diffusion homogène de la lumière. Visserie en acier galvanisé. Fixation au moyen d'un support en acier galvanisé et de goupilles pour ressorts à déclic. Fourni avec un kit de sécurité pour le montage.
LED 4000K (N), 3000K (3) ou 2700K (2) (blanche chaud). LED Direct 220-240V. Pas de risque photobiologique, RGO groupe (EN62471).



IP20

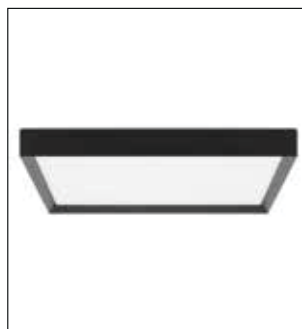
Flo Q 150



Flo Q 300



Flo Q 500



220-240 V
 Alimentazione diretta

*Integral ballast
 Alimentation intégrée*


Flo T 300



Flo T 500




Flo R





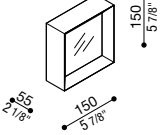





















**Anni di garanzia
 sul circuito LED**



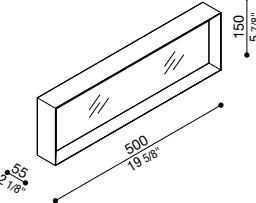




























Flo





Flo

Flo Q 150			DIFF. OPAL.	POSITION 		
IP 20 IK 06 1J xx3 C E						
LED	W	LM	REAL LM	COL.	CODE *	* LED COLOUR
A++	10	900	481	  220-240 V	 LL134000□  LL134001□  LL134002□  LL134003□	 4000K  3000K, lm -5%  2700K, lm -5%
A++	10	900	481	  220-240 V DALI PUSH	 LM134000□  LM134001□  LM134002□  LM134003□	
A++	10	900	481	  220-240 V 1-10V	 LD134000□  LD134001□  LD134002□  LD134003□	

Flo R			DIFF. OPAL.	POSITION 		
IP 20 IK 06 1J xx3 C E						
LED	W	LM	REAL LM	COL.	CODE *	* LED COLOUR
A++	39	4200	2184	  220-240 V	 LL134012□  LL134013□  LL134014□  LL134015□	 4000K  3000K, lm -5%  2700K, lm -5%
A++	39	4200	2184	  220-240 V DALI	 LM134012□  LM134013□  LM134014□  LM134015□	
A++	39	4200	2184	  220-240 V 1-10V PUSH	 LD134012□  LD134013□  LD134014□  LD134015□	
A++	39 + LED 7W em.3H-152lm	4200	2184	  220-240 V 	 LE134012□  LE134013□  LE134014□  LE134015□	

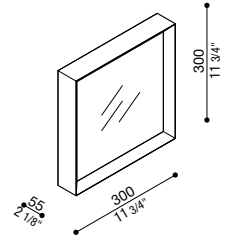


Flo Q 300



DIFF. OPAL.

POSITION



IP 20 IK 06 1J xx3 C E

LED	W	LM	REAL LM	COL.	CODE *	* LED COLOUR
A++	30	2800	2169	220-240 V	LL134004	4000K 3000K, lm -5% 2700K, lm -5%
					LL134005	
					LL134006	
					LL134007	
A++	30	2800	2169	220-240 V DALI	LM134004	
					LM134005	
					LM134006	
A++	30	2800	2169	220-240 V 1-10V PUSH	LD134004	
					LD134005	
					LD134006	
A++	30	2800	2169	220-240 V	LE134004	
					LE134005	
					LE134006	
					LE134007	

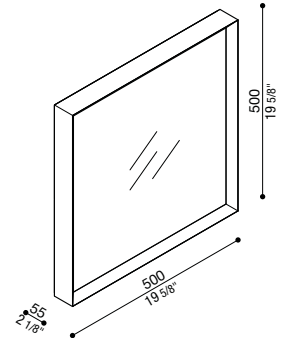


Flo Q 500



DIFF. OPAL.

POSITION



IP 20 IK 06 1J xx3 C E

LED	W	LM	REAL LM	COL.	CODE *	* LED COLOUR
A++	39	4200	3247	220-240 V	LL134008	4000K 3000K, lm -5% 2700K, lm -5%
					LL134009	
					LL134010	
					LL134011	
A++	39	4200	3247	220-240 V 1-10V PUSH DALI	LD134008	
					LD134009	
					LD134010	
A++	39	4200	3247	220-240 V	LE134008	
					LE134009	
					LE134010	
					LE134011	



Finishing

	Bianco RAL 9003 White RAL 9003 Blanc RAL 9003		Dark Grey RAL 7021 Dark Grey RAL 7021 Gris Foncé RAL 7021
	Light Grey RAL 7044 Light Grey RAL 7044 Gris Pale RAL 7044		Gold Gold Gold

* Led colour

- 4000K
- 3000K, lm -5%
- 2700K, lm -5%

Completa il codice sostituendo al quadrato rosso la lettera o il numero corrispondente alla temperatura colore scelta.

Complete the code by replacing the red box with the letter or number corresponding to the selected colour temperature.

Compléter le code en remplaçant le carré rouge par la lettre ou le numéro correspondant à la sélection de température couleur.

Alimentazione diretta

Integral ballast
Alimentation intégrée

220-240 V

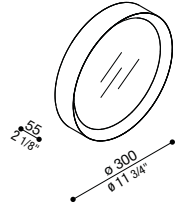
Flo

Flo T 300

NEW

DIFF.
OPAL.

POSITION



IP 20 IK 06 1J xx3 C€

LED	W	LM	REAL LM	COL.	CODE *	* LED COLOUR
A++	30	2800	2136	☉ ✓ 220-240 V	LL134016 □	N 4000K 3 3000K, lm -5% 2 2700K, lm -5%
					LL134017 □	
					LL134018 □	
					LL134019 □	
A++	30	2800	2136	☉ ✓ 220-240 V DALI	LM134016 □	
					LM134017 □	
					LM134018 □	
					LM134019 □	
A++	30	2800	2136	☉ ✓ 220-240 V 1-10V PUSH	LD134016 □	
					LD134017 □	
					LD134018 □	
					LD134019 □	
A++	30	2800	2136	☉ ✓ 220-240 V	LE134016 □	
					LE134017 □	
					LE134018 □	
					LE134019 □	

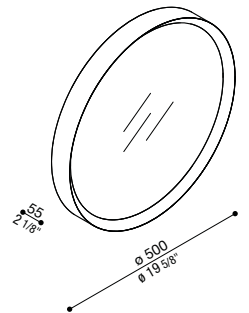


Flo T 500

NEW

DIFF.
OPAL.

POSITION



IP 20 IK 06 1J xx3 C€

LED	W	LM	REAL LM	COL.	CODE *	* LED COLOUR
A++	45	4200	3517	☉ ✓ 220-240 V	LL134020 □	N 4000K 3 3000K, lm -5% 2 2700K, lm -5%
					LL134021 □	
					LL134022 □	
					LL134023 □	
A++	45	4200	3517	☉ ✓ 220-240 V 1-10V PUSH DALI	LD134020 □	
					LD134021 □	
					LD134022 □	
					LD134023 □	
A++	45	4200	3517	☉ ✓ 220-240 V	LE134020 □	
					LE134021 □	
					LE134022 □	
					LE134023 □	



Finishing

	Bianco RAL 9003 White RAL 9003 Blanc RAL 9003		Dark Grey RAL 7021 Dark Grey RAL 7021 Gris Foncé RAL 7021
	Light Grey RAL 7044 Light Grey RAL 7044 Gris Pale RAL 7044		Gold Gold Gold

* Led colour

- N 4000K
- 3 3000K, lm -5%
- 2 2700K, lm -5%

Completa il codice sostituendo al quadrato rosso la lettera o il numero corrispondente alla temperatura colore scelta.

Complete the code by replacing the red box with the letter or number corresponding to the selected colour temperature.

Compléter le code en remplaçant le carré rouge par la lettre ou le numéro correspondant à la sélection de température couleur.

Alimentazione diretta


Integral ballast
Alimentation intégrée

☉ 220-240 V



Flo





Versioni disponibili.
Available versions.
Versions disponibles.

Flo



FLO Q150




FLO R



FLOT 300



FLOT 500



FLOT 500

Flo



FLO Q 300



FLO Q 500



FLO Q 300

Flo



