



# POP



- Pop 60 T
- Pop 60 Q
- Pop 80 T
- Pop 80 T Asimmetrico
- Pop 80 Q
- Pop 80 Q Asimmetrico
- Pop 100 T
- Pop Power 80 T
- Pop Power 80 T Asimmetrico
- Pop Power 80 Q
- Pop Power 80 Q Asimmetrico
- Pop Power 100 T
- Pop Flat 150
- Pop Flat 200
- Pop Flat 150 Power
- Pop Flat 200 Power

# POP

The range

POP  
Q



NEW  
SAND COLOUR  
RAL1013



POP  
T



• POP  
• FLAT

**Colori disponibili.**  
Available colours.  
Couleurs disponibles.  
Colores disponibles.

# POP

## Installazione

Installation  
Installation  
Instalación

## Incasso soffitto

Ceiling recess  
Encastrament au plafond  
Empotrar techo

## Materiali

Materials  
Materiali  
Materiales

## Materiale Corpo: Policarbonato | Tipo di diffusore: Policarbonato

Material: Polycarbonate | Diffuser type: Polycarbonate  
Matériel du corps: Polycarbonate | Type de diffuseur: Polycarbonate  
Material del cuerpo: Policarbonato | Tipo de difusor: Policarbonato

## Alimentazione

Power supply  
Alimentation  
Alimentación

## Alimentatore remoto 220-240V - 500mA - 14V

Remote power supply 220-240V - 500mA - 14V  
Alimentation déportée 220-240V - 500mA - 14V  
Alimentador remoto 220-240V - 500mA - 14V

## Versioni

Versions  
Versions  
Versiones

## Cavo Alimentazione: 0,25 metri H03VVH2-F

Power cable: 0.25 m H03VVH2-F  
Câble d'alimentation: 0,25 m H03VVH2-F  
Cable de alimentación: 0,25 m H03VVH2-F



**POP**  
60 T



**POP**  
60 Q



**POP**  
80 T



**POP**  
80 T ASIMMETRICO



**POP**  
80 Q



**POP**  
80 Q ASIMMETRICO



**POP**  
100 T



## COLOURS



White from moulding



Black from moulding



White - Black RAL 9005



White - Gold



White - Copper



White - Silver



All Black



Sand RAL 1013

NEW

### Pop 60 T

IP65 IK 07 2J xx5 CE UK ER	LED			COL.	CODE *						
	W	LM	REAL LM								
7	1000	800	 500mA-14V	M	LZ14600W						
				M	LZ14600N						
					LZ14600B						
					LZ14600Z						
					LZ14600U						
					LZ14600G						
					LZ14600A						
					LZ14600S						
				7	1000		800	 220-240V  REMOTE DRIVER INCLUDED	M	LL14600W	
									M	LL14600N	
	LL14600B										
	LL14600Z										
	LL14600U										
	LL14600G										
	LL14600A										
	LL14600S										

\* Complete the CODE     OPTIC     S | 25°     M | 45°     D | Diff.     LED COLOUR     N | 4000K     3 | 3000K     2 | 2700K     D | Dim to warm 1900K-3500K, only for LZ codes

Codici LL14600A e LZ14600A in versione All Black con profilo esterno e anello adattatore nero. Codici LL14600S e LZ14600S in versione Sabbia con profilo esterno e anello adattatore Sabbia RAL 1013. | Codes LL14600A and LZ14600A in All Black version with and black adapter ring. Codes LL14600S and LZ14600S in Sand version with outer profile and adapter ring Sand RAL 1013. | Codes LL14600A et LZ14600A en version All Black avec bague d'adaptation noire. Codes LL14600S et LZ14600S en version sable avec profilé extérieur et bague d'adaptation sable RAL 1013. | Códigos LL14600A y LZ14600A en versión All Black con anillo adaptador negro. Códigos LL14600S y LZ14600S en versión Arena con perfil exterior y anillo adaptador Arena RAL 1013.

### Pop 60 Q

IP65 IK 07 2J xx5 CE UK ER	LED			COL.	CODE *						
	W	LM	REAL LM								
7	1000	840	 500mA-14V	M	LZ14601W						
				M	LZ14601N						
					LZ14601B						
					LZ14601Z						
					LZ14601U						
					LZ14601G						
					LZ14601A						
					LZ14601S						
				7	1000		840	 220-240V  REMOTE DRIVER INCLUDED	M	LL14601W	
									M	LL14601N	
	LL14601B										
	LL14601Z										
	LL14601U										
	LL14601G										
	LL14601A										
	LL14601S										

\* Complete the CODE     OPTIC     S | 25°     M | 45°     D | Diff.     LED COLOUR     N | 4000K     3 | 3000K     2 | 2700K     D | Dim to warm 1900K-3500K, only for LZ codes

Codici LL14601A e LZ14601A in versione All Black con profilo esterno e anello adattatore nero. Codici LL14601S e LZ14601S in versione Sabbia con profilo esterno e anello adattatore Sabbia RAL 1013. | Codes LL14601A and LZ14601A in All Black version with black adapter ring. Codes LL14601S and LZ14601S in Sand version with outer profile and adapter ring Sand RAL 1013. | Codes LL14601A et LZ14601A en version All Black avec bague d'adaptation noire. Codes LL14601S et LZ14601S en version sable avec profilé extérieur et bague d'adaptation sable RAL 1013. | Códigos LL14601A y LZ14601A en versión All Black con anillo adaptador negro. Códigos LL14601S y LZ14601S en versión Arena con perfil exterior y anillo adaptador Arena RAL 1013.

## Pop 80 T

IP65 IK 07 2J xx5 CE UK E8	LED			COL.	CODE *		
	W	LM	REAL LM				
	7	1000	820	500mA-14V	M	LZ14602W	 90 3 1/2" 90 3 1/2" ø 78 ÷ 84 mm ø 3 1/8" ÷ 3 1/4"  107 4 1/4" ø 84 ÷ 100 mm ø 3 1/4" ÷ 3 7/8"
					M	LZ14602N	
					Black	LZ14602B	
					Yellow	LZ14602Z	
					Orange	LZ14602U	
					Grey	LZ14602G	
					Black	LZ14602A	
	Sand	LZ14602S					
	7	1000	820	220-240V REMOTE DRIVER INCLUDED	M	LL14602W	
					M	LL14602N	
					Black	LL14602B	
					Yellow	LL14602Z	
					Orange	LL14602U	
					Grey	LL14602G	
Black					LL14602A		
Sand	LL14602S						

\* Complete the CODE    ○ OPTIC   S | 25°   M | 45°   D | Diff.   □ LED COLOUR   N | 4000K   3 | 3000K   2 | 2700K   D | Dim to warm 1900K-3500K, only for LZ codes

Codici LL14602A e LZ14602A in versione All Black con profilo esterno e anello adattatore nero. Codici LL14602S e LZ14602S in versione Sabbia con profilo esterno e anello adattatore Sabbia RAL 1013. | Codes LL14602A and LZ14602A in All Black version with black adapter ring. Codes LL14602S and LZ14602S in Sand version with outer profile and adapter ring Sand RAL 1013. | Codes LL14602A et LZ14602A en version All Black avec bague d'adaptation noire. Codes LL14602S et LZ14602S en version sable avec profilé extérieur et bague d'adaptation sable RAL 1013. | Códigos LL14602A y LZ14602A en versión All Black con anillo adaptador negro. Códigos LL14602S y LZ14602S en versión Arena con perfil exterior y anillo adaptador Arena RAL 1013.

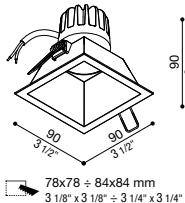


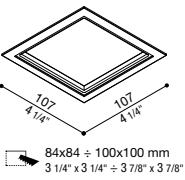















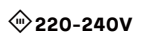

## Pop 80 T Asimmetrico

IP65 IK 07 2J xx5 CE UK E8	LED			COL.	CODE *		
	W	LM	REAL LM				
	7	1000	850	500mA-14V	M	LZ14604W	 90 3 1/2" 90 3 1/2" ø 78 ÷ 84 mm ø 3 1/8" ÷ 3 1/4"  107 4 1/4" ø 84 ÷ 100 mm ø 3 1/4" ÷ 3 7/8"
					M	LZ14604N	
					Black	LZ14604B	
					Yellow	LZ14604Z	
					Orange	LZ14604U	
					Grey	LZ14604G	
					Black	LZ14604A	
	Sand	LZ14604S					
	7	1000	850	220-240V REMOTE DRIVER INCLUDED	M	LL14604W	
					M	LL14604N	
					Black	LL14604B	
					Yellow	LL14604Z	
					Orange	LL14604U	
					Grey	LL14604G	
Black					LL14604A		
Sand	LL14604S						

\* Complete the CODE    ○ OPTIC   S | 25°   M | 45°   D | Diff.   □ LED COLOUR   N | 4000K   3 | 3000K   2 | 2700K   D | Dim to warm 1900K-3500K, only for LZ codes

Codici LL14604A e LZ14604A in versione All Black con profilo esterno e anello adattatore nero. Codici LL14604S e LZ14604S in versione Sabbia con profilo esterno e anello adattatore Sabbia RAL 1013. | Codes LL14604A and LZ14604A in All Black version with black adapter ring. Codes LL14604S and LZ14604S in Sand version with outer profile and adapter ring Sand RAL 1013. | Codes LL14604A et LZ14604A en version All Black avec bague d'adaptation noire. Codes LL14604S et LZ14604S en version sable avec profilé extérieur et bague d'adaptation sable RAL 1013. | Códigos LL14604A y LZ14604A en versión All Black con anillo adaptador negro. Códigos LL14604S y LZ14604S en versión Arena con perfil exterior y anillo adaptador Arena RAL 1013.

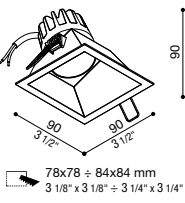


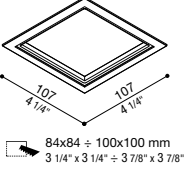















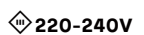

## Pop 80 Q

IP65 IK 07 2J xx5 CE UK EBC	LED			COL.	CODE *	 78x78 ÷ 84x84 mm 3 1/8" x 3 1/8" ÷ 3 1/4" x 3 1/4"
	W	LM	REAL LM			
	7	1000	820	 500mA-14V	 LZ14603W□□	 84x84 ÷ 100x100 mm 3 1/4" x 3 1/4" ÷ 3 7/8" x 3 7/8"
					 LZ14603N□□	
					 LZ14603B□□	
					 LZ14603Z□□	
					 LZ14603U□□	
					 LZ14603G□□	
					 LZ14603A□□	
					 LZ14603S□□	
					 LL14603W□□	
					 LL14603N□□	
 LL14603B□□						
 LL14603Z□□						
 LL14603U□□						
 LL14603G□□						
 LL14603A□□						
 LL14603S□□						
	7	1000	820	 220-240V  REMOTE DRIVER INCLUDED		

\* Complete the CODE     OPTIC     S | 25°     M | 45°     D | Diff.     LED COLOUR     N | 4000K     3 | 3000K     2 | 2700K     D | Dim to warm 1900K-3500K, only for LZ codes

Codici LL14603A e LZ14603A in versione All Black con profilo esterno e anello adattatore nero. Codici LL14603S e LZ14603S in versione Sabbia con profilo esterno e anello adattatore Sabbia RAL 1013. | Codes LL14603A and LZ14603A in All Black version with black adapter ring. Codes LL14603S and LZ14603S in Sand version with outer profile and adapter ring Sand RAL 1013. | Codes LL14603A et LZ14603A en version All Black avec bague d'adaptation noire. Codes LL14603S et LZ14603S en version sable avec profilé extérieur et bague d'adaptation sable RAL 1013. | Códigos LL14603A y LZ14603A en versión All Black con anillo adaptador negro. Códigos LL14603S y LZ14603S en versión Arena con perfil exterior y anillo adaptador Arena RAL 1013.

## Pop 80 Q Asimmetrico

IP65 IK 07 2J xx5 CE UK EBC	LED			COL.	CODE *	 78x78 ÷ 84x84 mm 3 1/8" x 3 1/8" ÷ 3 1/4" x 3 1/4"
	W	LM	REAL LM			
	7	1000	850	 500mA-14V	 LZ14605W□□	 84x84 ÷ 100x100 mm 3 1/4" x 3 1/4" ÷ 3 7/8" x 3 7/8"
					 LZ14605N□□	
					 LZ14605B□□	
					 LZ14605Z□□	
					 LZ14605U□□	
					 LZ14605G□□	
					 LZ14605A□□	
					 LZ14605S□□	
					 LL14605W□□	
					 LL14605N□□	
 LL14605B□□						
 LL14605Z□□						
 LL14605U□□						
 LL14605G□□						
 LL14605A□□						
 LL14605S□□						
	7	1000	850	 220-240V  REMOTE DRIVER INCLUDED		

\* Complete the CODE     OPTIC     S | 25°     M | 45°     D | Diff.     LED COLOUR     N | 4000K     3 | 3000K     2 | 2700K     D | Dim to warm 1900K-3500K, only for LZ codes

Codici LL14605A e LZ14605A in versione All Black con profilo esterno e anello adattatore nero. Codici LL14605S e LZ14605S in versione Sabbia con profilo esterno e anello adattatore Sabbia RAL 1013. | Codes LL14605A and LZ14605A in All Black version with black adapter ring. Codes LL14605S and LZ14605S in Sand version with outer profile and adapter ring Sand RAL 1013. | Codes LL14605A et LZ14605A en version All Black avec bague d'adaptation noire. Codes LL14605S et LZ14605S en version sable avec profilé extérieur et bague d'adaptation sable RAL 1013. | Códigos LL14605A y LZ14605A en versión All Black con anillo adaptador negro. Códigos LL14605S y LZ14605S en versión Arena con perfil exterior y anillo adaptador Arena RAL 1013.

## Pop 100 T

IP 65 IK 07 2J xx5 CE UK EBA	LED			COL.	CODE *	
	W	LM	REAL LM			
7	1000	800	⚡ × 500mA-14V	M	LZ14606W	
				M	LZ14606N	
					LZ14606B	
					LZ14606Z	
					LZ14606U	
					LZ14606G	
					LZ14606A	
					LZ14606S	
				M	LL14606W	
				M	LL14606N	
7	1000	800	⚡ 220-240V ↶ REMOTE DRIVER INCLUDED	M	LL14606W	
				M	LL14606N	
					LL14606B	
					LL14606Z	
					LL14606U	
					LL14606G	
					LL14606A	
					LL14606S	
				M	LL14606W	
				M	LL14606N	

\* Complete the CODE    ○ OPTIC   S | 25°   M | 45°   D | Diff.   □ LED COLOUR   N | 4000K   3 | 3000K   2 | 2700K   D | Dim to warm 1900K-3500K, only for LZ codes

Codici LL14606A e LZ14606A in versione All Black con profilo esterno e anello adattatore nero. Codici LL14606S e LZ14606S in versione Sabbia con profilo esterno e anello adattatore Sabbia RAL 1013. | Codes LL14606A and LZ14606A in All Black version with black adapter ring. Codes LL14606S and LZ14606S in Sand version with outer profile and adapter ring Sand RAL 1013. | Codes LL14606A et LZ14606A en version All Black avec bague d'adaptation noire. Codes LL14606S et LZ14606S en version sable avec profilé extérieur et bague d'adaptation sable RAL 1013. | Códigos LL14606A y LZ14606A en versión All Black con anillo adaptador negro. Códigos LL14606S y LZ14606S en versión Arena con perfil exterior y anillo adaptador Arena RAL 1013.

## Accessori | Accessories | Accessoires | Accesorios

### Alimentatori in corrente costante Pop

#### \*dimensione foro cartongesso

#### Drivers in constant current Pop

\*plasterboard hole size

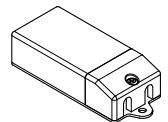
#### Alimentations à courant constant Pop

\*Taille du trou de la plaque de plâtre

#### Alimentadores de corriente constante Pop

\*tamaño de los agujeros de la placa de yeso

Prod	Spec	CC	N° max	IP	*	Code
Pop	ON-OFF	350mA	1	20	✓ ≥60mm	LB1070009
Pop	ON-OFF	350mA	1/3	20	✓ ≥60mm	LB1070011
Pop	1-10 PUSH	350mA	1/3	20	✓ ≥72mm	LB1070012
Pop	ON-OFF	500mA	1/3	20	✓ ≥72mm	LB1070018
Pop	1-10 PUSH	500mA	1/3	20	✓ ≥72mm	LB1070019
Pop	DALI	Settable	1/3	20	✓ ≥72mm	LB1070064
Pop	ON-OFF	500mA	1	20	✓ ≥62mm	LB1070016
Pop	TRIAC	500mA	1	20	✓ ≥60mm	LB1070076



#### \* Passante dal foro del prodotto.

The driver can pass through the plasterboard hole of the product. | Le alimentation électrique peut passer par le trou de la plaque de plâtre du produit. El alimentador puede pasar por el agujero de la placa de yeso del producto.

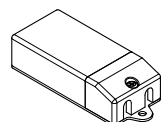
### Convertitore Pop

#### Voltage-current converter Pop

#### Convertisseur tension-courant Pop

#### Convertidor tensión-corriente Pop

Prod	Spec	N° max	IP	Code
Pop	24V - 350mA	1	20	LB1460001
Pop	48V - 350mA	2	20	LB1460001
Pop	24V - 500mA	1	20	LB1460002
Pop	48V - 500mA	2	20	LB1460002





## Kit Emergenza Pop

**Modalità di funzionamento: SA e SE. Flusso luminoso emergenza: Pop 50%; Pop Power 30%. 3 ore di autonomia in emergenza. Altezza minima controsoffitto H 130 mm, Ø 70 mm (da Pop 60 con adattatore)**

### Emergency Kit for Pop

Operating modes: SA and SE. Emergency luminous flux: Pop 50%; Pop Power 30%. 3 hours autonomy in emergency. Minimum ceiling height H 130 mm, Ø 70 mm (from Pop 60 with adapter).

### Kit de secours pour Pop

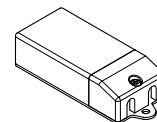
Modes de fonctionnement : SA et SE. Flux lumineux de secours : Pop 50% ; Pop Power 30%. Autonomie de 3 heures en cas d'urgence. Hauteur de plafond minimale H 130 mm, Ø 70 mm (à partir de Pop 60 avec adaptateur).

### Kit de Emergencia Pop

Modos de funcionamiento: SA y SE. Flujo luminoso de emergencia: Pop 50%; Pop Power 30%. 3 horas de autonomía en emergencia. Altura mínima de techo H 130 mm, Ø 70 mm (a partir de Pop 60 con adaptador).

Col. Code

LB1460003



# POP POWER

## Installazione

Installation  
Installation  
Instalación

## Incasso soffitto

Ceiling recess  
Encastrament au plafond  
Empotrar techo

## Materiali

Materials  
Materiali  
Materiales

## Materiale Corpo: Policarbonato | Tipo di diffusore: Policarbonato

Material: Polycarbonate | Diffuser type: Polycarbonate  
Matériel du corps: Polycarbonate | Type de diffuseur: Polycarbonate  
Material del cuerpo: Policarbonato | Tipo de difusor: Policarbonato

## Alimentazione

Power supply  
Alimentation  
Alimentación

## Alimentatore remoto 220-240V - 500mA - 24V

Remote power supply 220-240V - 500mA - 24V  
Alimentation déportée 220-240V - 500mA - 24V  
Alimentador remoto 220-240V - 500mA - 24V

## Versioni

Versions  
Versions  
Versiones

## Cavo Alimentazione: 0,25 metri H03VVH2-F

Power cable: 0.25 m H03VVH2-F  
Câble d'alimentation: 0,25 m H03VVH2-F  
Cable de alimentación: 0,25 m H03VVH2-F



**POP POWER**  
80 T



**POP POWER**  
80 T ASIMMETRICO



**POP POWER**  
80 Q



**POP POWER**  
80 Q ASIMMETRICO



**POP POWER**  
100 T



## COLOURS



White from moulding



Black from moulding



White - Black RAL 9005



White - Gold



White - Copper



White - Silver



All Black



Sand RAL 1013

## Pop Power 80 T

IP65 IK 07 2J xx5 CE UK EN	LED			COL.	CODE *	
	W	LM	REAL LM			
	12	1400	1100	 500mA-24V	LZ14612W□□	
					LZ14612N□□	
					LZ14612B□□	
					LZ14612Z□□	
					LZ14612U□□	
					LZ14612G□□	
					LZ14612A□□	
	LZ14612S□□					
	12	1400	1100	 220-240V  REMOTE DRIVER INCLUDED	LL14612W□□	
					LL14612N□□	
					LL14612B□□	
					LL14612Z□□	
					LL14612U□□	
					LL14612G□□	
LL14612A□□						
LL14612S□□						

\* Complete the CODE    ○ OPTIC   S | 25°   M | 45°   D | Diff.   □ LED COLOUR   N | 4000K   3 | 3000K   2 | 2700K   D | Dim to warm 1900K-3500K, only for LZ codes

Codici LL14612A e LZ14612A in versione All Black con profilo esterno e anello adattatore nero. Codici LL14612S e LZ14612S in versione Sabbia con profilo esterno e anello adattatore Sabbia RAL 1013. | Codes LL14612A and LZ14612A in All Black version with black adapter ring. Codes LL14612S and LZ14612S in Sand version with outer profile and adapter ring Sand RAL 1013. | Codes LL14612A et LZ14612A en version All Black avec bague d'adaptation noire. Codes LL14612S et LZ14612S en version sable avec profilé extérieur et bague d'adaptation sable RAL 1013. | Códigos LL14612A y LZ14612A en versión All Black con anillo adaptador negro. Códigos LL14612S y LZ14612S en versión Arena con perfil exterior y anillo adaptador Arena RAL 1013.

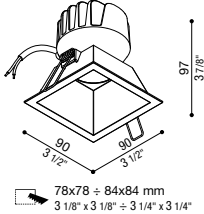


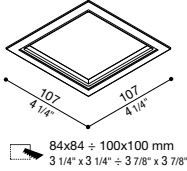

















## Pop Power 80 T Asimmetrico

IP65 IK 07 2J xx5 CE UK EN	LED			COL.	CODE *	
	W	LM	REAL LM			
	12	1400	1100	 500mA-24V	LZ14614W□□	
					LZ14614N□□	
					LZ14614B□□	
					LZ14614Z□□	
					LZ14614U□□	
					LZ14614G□□	
					LZ14614A□□	
	LZ14614S□□					
	12	1400	1100	 220-240V  REMOTE DRIVER INCLUDED	LL14614W□□	
					LL14614N□□	
					LL14614B□□	
					LL14614Z□□	
					LL14614U□□	
					LL14614G□□	
LL14614A□□						
LL14614S□□						

\* Complete the CODE    ○ OPTIC   S | 25°   M | 45°   D | Diff.   □ LED COLOUR   N | 4000K   3 | 3000K   2 | 2700K   D | Dim to warm 1900K-3500K, only for LZ codes

Codici LL14614A e LZ14614A in versione All Black con profilo esterno e anello adattatore nero. Codici LL14614S e LZ14614S in versione Sabbia con profilo esterno e anello adattatore Sabbia RAL 1013. | Codes LL14614A and LZ14614A in All Black version with black adapter ring. Codes LL14614S and LZ14614S in Sand version with outer profile and adapter ring Sand RAL 1013. | Codes LL14614A et LZ14614A en version All Black avec bague d'adaptation noire. Codes LL14614S et LZ14614S en version sable avec profilé extérieur et bague d'adaptation sable RAL 1013. | Códigos LL14614A y LZ14614A en versión All Black con anillo adaptador negro. Códigos LL14614S y LZ14614S en versión Arena con perfil exterior y anillo adaptador Arena RAL 1013.

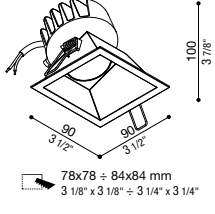


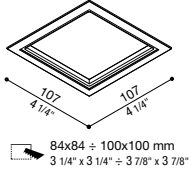

















## Pop Power 80 Q

IP65 IK 07 2J xx5 CE UK ERA	LED			COL.	CODE *	 78x78 ÷ 84x84 mm 3 1/8" x 3 1/8" ÷ 3 1/4" x 3 1/4"						
	W	LM	REAL LM									
	12	1400	1170	 500mA-24V	 LZ14613W□□	 84x84 ÷ 100x100 mm 3 1/4" x 3 1/4" ÷ 3 7/8" x 3 7/8"						
					 LZ14613N□□							
					 LZ14613B□□							
					 LZ14613Z□□							
					 LZ14613U□□							
					 LZ14613G□□							
					 LZ14613A□□							
					 LZ14613S□□							
							12	1400	1170	 220-240V  REMOTE DRIVER INCLUDED	 LL14613W□□	
											 LL14613N□□	
 LL14613B□□												
 LL14613Z□□												
 LL14613U□□												
 LL14613G□□												
 LL14613A□□												
 LL14613S□□												

\* Complete the CODE    ○ OPTIC    S | 25°    M | 45°    D | Diff.    □ LED COLOUR    N | 4000K    3 | 3000K    2 | 2700K    D | Dim to warm 1900K-3500K, only for LZ codes

Codici LL14613A e LZ14613A in versione All Black con profilo esterno e anello adattatore nero. Codici LL14613S e LZ14613S in versione Sabbia con profilo esterno e anello adattatore Sabbia RAL 1013. | Codes LL14613A and LZ14613A in All Black version with black adapter ring. Codes LL14613S and LZ14613S in Sand version with outer profile and adapter ring Sand RAL 1013. | Codes LL14613A et LZ14613A en version All Black avec bague d'adaptation noire. Codes LL14613S et LZ14613S en version sable avec profilé extérieur et bague d'adaptation sable RAL 1013. | Códigos LL14613A y LZ14613A en versión All Black con anillo adaptador negro. Códigos LL14613S y LZ14613S en versión Arena con perfil exterior y anillo adaptador Arena RAL 1013.

## Pop Power 80 Q Asimmetrico

IP65 IK 07 2J xx5 CE UK ERA	LED			COL.	CODE *	 78x78 ÷ 84x84 mm 3 1/8" x 3 1/8" ÷ 3 1/4" x 3 1/4"						
	W	LM	REAL LM									
	12	1400	1120	 500mA-24V	 LZ14615W□□	 84x84 ÷ 100x100 mm 3 1/4" x 3 1/4" ÷ 3 7/8" x 3 7/8"						
					 LZ14615N□□							
					 LZ14615B□□							
					 LZ14615Z□□							
					 LZ14615U□□							
					 LZ14615G□□							
					 LZ14615A□□							
					 LZ14615S□□							
							12	1400	1120	 220-240V  REMOTE DRIVER INCLUDED	 LL14615W□□	
											 LL14615N□□	
 LL14615B□□												
 LL14615Z□□												
 LL14615U□□												
 LL14615G□□												
 LL14615A□□												
 LL14615S□□												

\* Complete the CODE    ○ OPTIC    S | 25°    M | 45°    D | Diff.    □ LED COLOUR    N | 4000K    3 | 3000K    2 | 2700K    D | Dim to warm 1900K-3500K, only for LZ codes

Codici LL14615A e LZ14615A in versione All Black con profilo esterno e anello adattatore nero. Codici LL14615S e LZ14615S in versione Sabbia con profilo esterno e anello adattatore Sabbia RAL 1013. | Codes LL14615A and LZ14615A in All Black version with black adapter ring. Codes LL14615S and LZ14615S in Sand version with outer profile and adapter ring Sand RAL 1013. | Codes LL14615A et LZ14615A en version All Black avec bague d'adaptation noire. Codes LL14615S et LZ14615S en version sable avec profilé extérieur et bague d'adaptation sable RAL 1013. | Códigos LL14615A y LZ14615A en versión All Black con anillo adaptador negro. Códigos LL14615S y LZ14615S en versión Arena con perfil exterior y anillo adaptador Arena RAL 1013.

## Pop Power 100 T

IP65 IK 07 2J xx5 CE UK EN	LED			COL.	CODE *					
	W	LM	REAL LM							
12	1400	1120	<b>500mA-24V</b>	<b>LZ14616W</b> □□	 ø 110 ø 4 3/8" ø 100 ÷ 106 mm ø 3 7/8" ÷ 4 1/8" 115 4 1/2"					
				<b>LZ14616N</b> □□						
				<b>LZ14616B</b> □□						
				<b>LZ14616Z</b> □□						
				<b>LZ14616U</b> □□						
				<b>LZ14616G</b> □□						
				<b>LZ14616A</b> □□						
				<b>LZ14616S</b> □□						
				12		1400	1120	<b>220-240V</b> <b>REMOTE DRIVER INCLUDED</b>	<b>LL14616W</b> □□	 ø 130 ø 5 1/8" ø 106 ÷ 120 mm ø 4 1/8" ÷ 4 3/4"
									<b>LL14616N</b> □□	
<b>LL14616B</b> □□										
<b>LL14616Z</b> □□										
<b>LL14616U</b> □□										
<b>LL14616G</b> □□										
<b>LL14616A</b> □□										
<b>LL14616S</b> □□										

\* Complete the CODE    ○ OPTIC    S | 25°    M | 45°    D | Diff.    □ LED COLOUR    N | 4000K    3 | 3000K    2 | 2700K    D | Dim to warm 1900K-3500K, only for LZ codes

Codici LL14616A e LZ14616A in versione All Black con profilo esterno e anello adattatore nero. Codici LL14616S e LZ14616S in versione Sabbia con profilo esterno e anello adattatore Sabbia RAL 1013. | Codes LL14616A and LZ14616A in All Black version with black adapter ring. Codes LL14616S and LZ14616S in Sand version with outer profile and adapter ring Sand RAL 1013. | Codes LL14616A et LZ14616A en version All Black avec bague d'adaptation noire. Codes LL14616S et LZ14616S en version sable avec profilé extérieur et bague d'adaptation sable RAL 1013. | Códigos LL14616A y LZ14616A en versión All Black con anillo adaptador negro. Códigos LL14616S y LZ14616S en versión Arena con perfil exterior y anillo adaptador Arena RAL 1013.

## Accessori | Accessories | Accessoires | Accesorios

### Alimentatori in corrente costante Pop Power

#### Drivers in constant current Pop Power

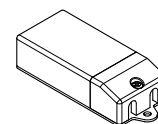
#### Alimentations à courant constant Pop Power

#### Alimentadores de corriente constante Pop Power

Prod	Spec	CC	N° max	IP	*	Code
Pop	1-10V PUSH	500mA	1/2	20	✓ ≥70mm	LB1070019
Pop	DALI	700mA	1/2	20	✓ ≥70mm	LB1070064
Pop	TRIAC	500mA	1	20	✓ ≥70mm	LB1070108

#### \* Passante dal foro del prodotto.

The driver can pass through the plasterboard hole of the product.  
 Le alimentation électrique peut passer par le trou de la plaque de plâtre du produit.  
 El alimentador puede pasar por el agujero de la placa de yeso del producto.



### Kit Emergenza Pop

**Modalità di funzionamento: SA e SE. Flusso luminoso emergenza: Pop 50%; Pop Power 30%. 3 ore di autonomia in emergenza. Altezza minima controsoffitto H 130 mm, Ø 70 mm (da Pop 60 con adattatore).**

#### Emergency Kit for Pop

Operating modes: SA and SE. Emergency luminous flux: Pop 50%; Pop Power 30%  
 3 hours autonomy in emergency. Minimum ceiling height H 130 mm, Ø 70 mm (from Pop 60 with adapter).

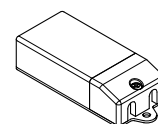
#### Kit de secours pour Pop

Modes de fonctionnement : SA et SE. Flux lumineux de secours : Pop 50% ; Pop Power 30%. Autonomie de 3 heures en cas d'urgence. Hauteur de plafond minimale H 130 mm, Ø 70 mm (à partir de Pop 60 avec adaptateur).

#### Kit de Emergencia Pop

Modos de funcionamiento: SA y SE. Flujo luminoso de emergencia: Pop 50%; Pop Power 30%. 3 horas de autonomía en emergencia. Altura mínima de techo H 130 mm, Ø 70 mm (a partir de Pop 60 con adaptador).

Col.	Code
	LB1460003





## FEATURES

## POP 80T



**Adatto per foro**  
Suitable for hole  
Convient pour trou  
Apto para falso techo

 **Ø 78-84 MM**

**Con adattatore incluso**  
With adapter included  
Avec adaptateur inclus  
Con anillo adaptador incluido

**Adatto per foro**  
Suitable for hole  
Convient pour trou  
Apto para falso techo

 **Ø 84-100 MM**

## POP 80Q



**Adatto per foro**  
Suitable for hole  
Convient pour trou  
Apto para falso techo

 **78-84 MM**

**Con adattatore incluso**  
With adapter included  
Avec adaptateur inclus  
Con anillo adaptador incluido

**Adatto per foro**  
Suitable for hole  
Convient pour trou  
Apto para falso techo

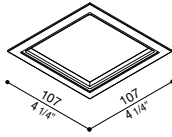
 **84-100 MM**

### Dimensioni foro cartongesso per:

Plasterboard hole dimension for all models:

Dimensions des trous pour plaques de plâtre pour tous les modèles:

Dimensiones de los agujeros falso techo para los modelos:

60 Q 60 T	<b>62-66 mm</b>	con adattatore with adapter avec adaptateur con adaptador	>	<b>66-78 mm</b>		
80 QA 80 TA 80 Q 80 T	<b>78-84 mm</b>	con adattatore with adapter avec adaptateur con adaptador	>	<b>84-100 mm</b>		
100 T	<b>100-106 mm</b>	con adattatore with adapter avec adaptateur con adaptador	>	<b>106-120 mm</b>		



**Diversi gradi di protezione: IP20 e IP65.**


Different degrees of protection: IP20 and IP65.

Différents degrés de protection : IP20 et IP65.

Diferentes grados de protección: IP20 e IP65.

IP 20 .....>

IP 65 .....>



# POP FLAT NEW

## Installazione

Installation  
Installation  
Instalación

## Incasso soffitto

Ceiling recess  
Encastrement au plafond  
Empotrar techo

## Materiali

Materials  
Materiali  
Materiales

## Materiale Corpo: Policarbonato | Tipo di diffusore: PMMA

Material: Polycarbonate | Diffuser type: PMMA  
Matériel du corps: Polycarbonate | Type de diffuseur: PMMA  
Material del cuerpo: Policarbonato | Tipo de difusor: PMMA

## Alimentazione

Power supply  
Alimentation  
Alimentación

## Alimentatore remoto 220-240V - 700mA-20V - 700mA-36V

Remote power supply 220-240V - 700mA-20V - 700mA-36V  
Alimentation déportée 220-240V - 700mA-20V - 700mA-36V  
Alimentador remoto 220-240V - 700mA-20V - 700mA-36V

## Versioni

Versions  
Versions  
Versiones

## Cavo Alimentazione: 0,20 metri H03VVH2-F

Power cable: 0.20 m H03VVH2-F  
Câble d'alimentation: 0,20 m H03VVH2-F  
Cable de alimentación: 0,20 m H03VVH2-F



**POP FLAT**  
150



**POP FLAT**  
200



## COLOURS



White from moulding



Black from moulding



White - Black RAL 9005



White - Gold



White - Copper



White - Silver



All Black



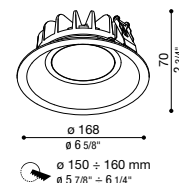
Sand RAL 1013



## Pop Flat 150



IP65 IK 10 20J xx9 CE UK CA	LED			COL.	CODE *				
	W	LM	REAL LM						
	14	2020	1250	<b>700mA-20V</b>	LZ14620W□				
					LZ14620N□				
					LZ14620B□				
					LZ14620Z□				
					LZ14620U□				
					LZ14620G□				
					LZ14620A□				
					LZ14620S□				
					17,5	2020	1250	<b>220-240V</b> <b>REMOTE DRIVER INCLUDED</b>	LL14620W□
									LL14620N□
LL14620B□									
LL14620Z□									
LL14620U□									
LL14620G□									
LL14620A□									
LL14620S□									



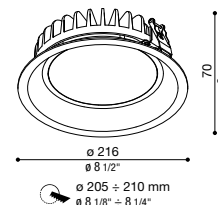
\* Complete the CODE    □ LED COLOUR    N | 4000K    3 | 3000K    2 | 2700K

Codici LL: driver esterno IP20. Codici LL14620A e LZ14620A in versione All Black con profilo esterno nero. Codici LL14620S e LZ14620S in versione Sabbia con profilo esterno Sabbia RAL 1013. | LL codes: external driver IP20. Codes LL14620A and LZ14620A in All Black version with black adapter ring. Codes LL14620S and LZ14620S in Sand version with adapter ring Sand RAL 1013. | Codes LL : alimentation externe IP20. Codes LL14620A et LZ14620A en version All Black avec bague d'adaptation noire. Codes LL14620S et LZ14620S en version sable avec profilé extérieur sable RAL 1013. | Códigos LL: Alimentación externa IP20. Códigos LL14620A y LZ14620A en versión All Black con anillo adaptador negro. Códigos LL14620S y LZ14620S en versión Arena con perfil exterior Arena RAL 1013.

## Pop Flat 200



IP65 IK 10 20J xx9 CE UK CA	LED			COL.	CODE *				
	W	LM	REAL LM						
	25	3880	2910	<b>700mA-36V</b>	LZ14630W□				
					LZ14630N□				
					LZ14630B□				
					LZ14630Z□				
					LZ14630U□				
					LZ14630G□				
					LZ14630A□				
					LZ14630S□				
					30	3880	2910	<b>220-240V</b> <b>REMOTE DRIVER INCLUDED</b>	LL14630W□
									LL14630N□
LL14630B□									
LL14630Z□									
LL14630U□									
LL14630G□									
LL14630A□									
LL14630S□									



\* Complete the CODE    □ LED COLOUR    N | 4000K    3 | 3000K    2 | 2700K

Codici LL: driver esterno IP20. Codici LL14630A e LZ14630A in versione All Black con profilo esterno nero. Codici LL14630S e LZ14630S in versione Sabbia con profilo esterno Sabbia RAL 1013. | LL codes: external driver IP20. Codes LL14630A and LZ14630A in All Black version with black adapter ring. Codes LL14630S and LZ14630S in Sand version with adapter ring Sand RAL 1013. | Codes LL : alimentation externe IP20. Codes LL14630A et LZ14630A en version All Black avec bague d'adaptation noire. Codes LL14630S et LZ14630S en version sable avec profilé extérieur sable RAL 1013. | Códigos LL: Alimentación externa IP20. Códigos LL14630A y LZ14630A en versión All Black con anillo adaptador negro. Códigos LL14630S y LZ14630S en versión Arena con perfil exterior Arena RAL 1013.

## Accessori | Accessories | Accessoires | Accesorios

### Alimentatori in corrente costante Pop Flat

Questi driver passano attraverso il foro cartongesso, min h 12 mm.

#### Drivers in constant current Pop Flat

These drivers pass through the plasterboard hole, min h 12 mm.

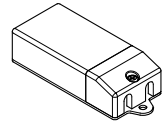
#### Alimentations à courant constant Pop Flat


Ces drivers passent par le trou de la placoplâtre, min h 12 mm.

#### Alimentadores de corriente constante Pop Flat

Estos drivers pasan por el agujero de la placa de yeso, min h 12 mm.

Spec	N° max	IP	Code
700mA	1	20	LB1070105
700mA	1	20	LB1460009
700mA	1	20	LB1070066




**Design del diffusore studiato per un'emissione ottimale della luce.**  
 Diffuser designed for optimal light emission.  
 Design du diffuseur pour une émission optimale de la lumière.  
 Design del difusor para una emisión óptima de la luz.

POP FLAT 150



# POP FLAT POWER NEW

## Installazione

Installation  
Installation  
Instalación

## Incasso soffitto

Ceiling recess  
Encastrement au plafond  
Empotrar techo

## Materiali

Materials  
Materiali  
Materiales

## Materiale Corpo: Policarbonato | Tipo di diffusore: PMMA

Material: Polycarbonate | Diffuser type: PMMA  
Matériel du corps: Polycarbonate | Type de diffuseur: PMMA  
Material del cuerpo: Policarbonato | Tipo de difusor: PMMA

## Alimentazione

Power supply  
Alimentation  
Alimentación

## Alimentatore remoto 220-240V - 1000mA-20V - 1000mA-36V

Remote power supply 220-240V - 1000mA-20V - 1000mA-36V  
Alimentation déportée 220-240V - 1000mA-20V - 1000mA-36V  
Alimentador remoto 220-240V - 1000mA-20V - 1000mA-36V

## Versioni

Versions  
Versions  
Versiones

## Cavo Alimentazione: 0,20 metri H03VVH2-F

Power cable: 0.20 m H03VVH2-F  
Câble d'alimentation: 0,20 m H03VVH2-F  
Cable de alimentación: 0,20 m H03VVH2-F



**POP FLAT POWER**  
150



**POP FLAT POWER**  
200



## COLOURS



White from moulding



Black from moulding



White - Black RAL 9005



White - Gold



White - Copper



White - Silver



All Black

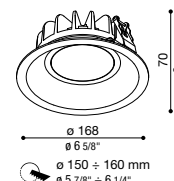


Sand RAL 1013

## Pop Flat 150 Power



IP65 IK 10 20J xx9	LED			COL.	CODE *				
	W	LM	REAL LM						
20	2780	1680		M	LZ14621W□				
				M	LZ14621N□				
					LZ14621B□				
					LZ14621Z□				
					LZ14621U□				
					LZ14621G□				
					LZ14621A□				
					LZ14621S□				
				24,5	2780	1680	 	M	LL14621W□
								M	LL14621N□
	LL14621B□								
	LL14621Z□								
	LL14621U□								
	LL14621G□								
	LL14621A□								
	LL14621S□								



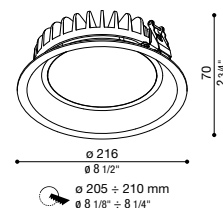
\* Complete the CODE    □ LED COLOUR    N | 4000K    3 | 3000K    2 | 2700K

Codici LZ: driver esterno IP20. Codici LZ14621A e LZ14621A in versione All Black con profilo esterno nero. Codici LZ14621S e LZ14621S in versione Sabbia con profilo esterno Sabbia RAL 1013. | LZ codes: external driver IP20. Codes LZ14621A and LZ14621A in All Black version with black adapter ring. Codes LZ14621S and LZ14621S in Sand version with adapter ring Sand RAL 1013. | Codici LL: alimentazione esterna IP20. Codici LL14621A et LZ14621A en version All Black avec bague d'adaptation noire. Codes LL14621S et LZ14621S en version sable avec profilé extérieur sable RAL 1013. | Códigos LZ: Alimentación externa IP20. Códigos LL14621A y LZ14621A en versión All Black con anillo adaptador negro. Códigos LL14621S y LZ14621S en versión Arena con perfil exterior Arena RAL 1013.

## Pop Flat 200 Power



IP65 IK 10 20J xx9	LED			COL.	CODE *				
	W	LM	REAL LM						
36	5400	3935		M	LZ14631W□				
				M	LZ14631N□				
					LZ14631B□				
					LZ14631Z□				
					LZ14631U□				
					LZ14631G□				
					LZ14631A□				
					LZ14631S□				
				43	5400	3935	 	M	LL14631W□
								M	LL14631N□
	LL14631B□								
	LL14631Z□								
	LL14631U□								
	LL14631G□								
	LL14631A□								
	LL14631S□								



\* Complete the CODE    □ LED COLOUR    N | 4000K    3 | 3000K    2 | 2700K

Codici LZ: driver esterno IP20. Codici LZ14631A e LZ14631A in versione All Black con profilo esterno nero. Codici LZ14631S e LZ14631S in versione Sabbia con profilo esterno Sabbia RAL 1013. | LZ codes: external driver IP20. Codes LZ14631A and LZ14631A in All Black version with black adapter ring. Codes LZ14631S and LZ14631S in Sand version with adapter ring Sand RAL 1013. | Codici LL: alimentazione esterna IP20. Codici LL14631A et LZ14631A en version All Black avec bague d'adaptation noire. Codes LL14631S et LZ14631S en version sable avec profilé extérieur sable RAL 1013. | Códigos LZ: Alimentación externa IP20. Códigos LL14631A y LZ14631A en versión All Black con anillo adaptador negro. Códigos LL14631S y LZ14631S en versión Arena con perfil exterior Arena RAL 1013.

## Alimentatori in corrente costante Pop Flat Power

Questi driver passano attraverso il foro cartongesso, min h 12 mm.

### Drivers in constant current Pop Flat Power

These drivers pass through the plasterboard hole, min h 12 mm.

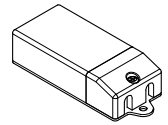
### Alimentations à courant constant Pop Flat Power

Ces drivers passent par le trou de la placoplâtre, min h 12 mm.

### Alimentadores de corriente constante Pop Flat Power

Estos drivers pasan por el agujero de la placa de yeso, min h 12 mm.

Spec	N° max	IP	Code
1000mA	1	20	LB1070105
1000mA	1	20	LB1340005
1000mA	1	20	LB1070119



POP FLAT POWER 200



## FEATURES

**Protezione IP65 sull'intero prodotto** .....

IP65 protection on the entire product

Protection IP65 sur l'ensemble du produit

Protección IP65 en todo el producto

IP 65 .....>



POP FLAT/POWER 150

 Ø 150-160 MM

IP 65 .....>



POP FLAT/POWER 200

 Ø 205-210 MM


POP 80T



POP 80T ASIMMETRICO



POP 100T





POP 80T

