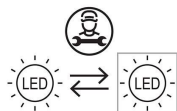


### Technical information:

|                                    |                         |
|------------------------------------|-------------------------|
| Installation:                      | Wall                    |
| Material:                          | Aluminium               |
| Finish:                            | Grey Anodized Aluminium |
| Treatment:                         | Anodization             |
| Diffuser type:                     | Polycarbonate           |
| Lamp type:                         | LED                     |
| Energy performance class:          | F                       |
| Colour temperature:                | 4000K                   |
| CRI:                               | >80                     |
| LB Factor:                         | L80B20 - 50.000h        |
| Photobiological risk:              | RG0                     |
| Power consumption (Watt):          | 4,5                     |
| Lumen:                             | 520                     |
| Real Lumen:                        | 245                     |
| Power supply:                      | ✓ integrated            |
| LED:                               | AC DIRECT               |
| Insulation class:                  | ⊕ CL.I                  |
| Power cable:                       | 0.20 m H05RN-F 3x1      |
| Type of protection:                | <b>IP 65</b>            |
| Resistance to breakage:            | <b>IK 08 5J xx7</b>     |
| Standards and Marks of Conformity: | CE UK CA                |

Supplied with mounting base. Including quick gel connectors IP68 for wiring. Sand RAL 1013 finish: painted aluminium, sea treatment against salt spray is not included (Bordo Mare).



*All parts in direct contact with the soil must never be covered by the soil itself or come into contact with aggressive chemicals (e.g. fertilisers, herbicides, pool and/or floor cleaning products, etc.). Clean parts covered with soil build-up or cement dust periodically. Outdoor products must be installed with the appropriate plastic accessories. They must not be installed directly on the ground or directly on concrete because contact between the two materials can create accelerated oxidation of the device.*






# Pik 80 Wall

LL135016N

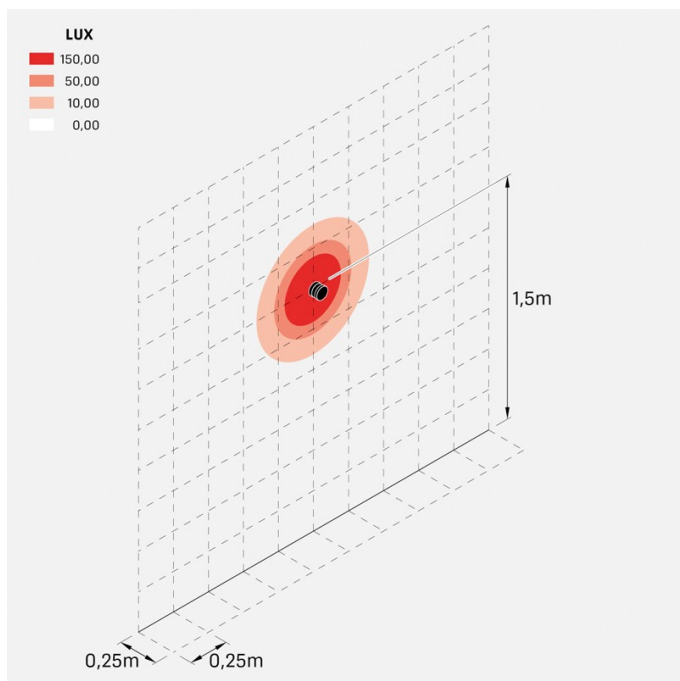
**Lombardo.**



## Installation images:



### Lighting simulation:



pik\_80\_wall

### Photometric curves:

