



LULA



- Lula
- Lula UP
- Lula Bracket 150
- Lula UP Bracket 150
- Lula Bracket 300
- Lula UP Bracket 300
- Lula Bracket 500
- Lula UP Bracket 500
- Lula Stelo H1200
- Lula UP Stelo H1200
- Lula Stelo H2400
- Lula UP Stelo H2400
- Kit Lula Post H1500
- Kit Lula UP Post H1500

LULA

The range



••• **LULA**
••• STELO 2400

••• **LULA UP**
••• STELO 1200

••• **KIT LULA POST**



••• **LULA BRACKET**
••• 500



••• **LULA UP BRACKET**
••• 300



••• **LULA BRACKET**
••• 150



••• **LULA UP**



••• **LULA**

LULA

Installazione

Installation
Installation
Instalación

Parete

Wall
Mur
Pared

Materiali

Materials
Materiali
Materiales

Materiale Corpo: Alluminio | Tipo di diffusore: Policarbonato - Vetro satinato | Trattamento: Bordo Mare

Material: Aluminium | Diffuser type: Polycarbonate - Frosted glass | Treatment: Sea Treatment

Matériel du corps: Aluminium | Type de diffuseur: Polycarbonate - Verre effet satiné | Traitement: Bord de Mer

Material del cuerpo: Aluminio | Tipo de difusor: Policarbonato - Cristal efecto satinado | Tratamiento: Tratamiento marino

Alimentazione

Power supply
Alimentation
Alimentación

AC DIRECT

Versioni

Versions
Versions
Versiones

Taglio di fase

Phase cut
Coupure de phase
Corte de fase



LULA



LULA
UP



Scopri la gamma
Discover the range
Découvrez la gamme
Descubre la gama

COLOURS



White RAL 9010



Light Grey RAL 7044



Dark Grey RAL 7021



Corten



Green RAL 6003









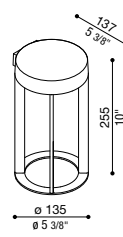


Black RAL 9005











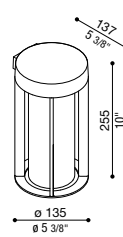
Brown Bronze

Lula

IP65 IK 06 1J xx3 CE UK CA 	LED			COL. CODE *  LL15301W□  LL15301L□  LL15301D□  LL15301K□  LL15301V□  LL15301B□  LL15301M□	W LM REAL LM 12 1330 800	⊕ ⊙ AC DIRECT	
	W	LM	REAL LM				

* Complete the CODE □ LED COLOUR N | 4000K 3 | 3000K 2 | 2700K 1 | 2200K

Lula UP

IP65 IK 03 0,35J xx2 CE UK CA 	LED			COL. CODE *  LL15302W□  LL15302L□  LL15302D□  LL15302K□  LL15302V□  LL15302B□  LL15302M□	W LM REAL LM 12 1330 1100	⊕ ⊙ AC DIRECT	
	W	LM	REAL LM				

* Complete the CODE □ LED COLOUR N | 4000K 3 | 3000K 2 | 2700K 1 | 2200K

Diffusore in vetro. | Glass diffuser. | Diffuseur en verre. | Difusor de cristal.






↙ **Finitura Brown Bronze.**
 Brown Bronze finish.
 Finition Brown Bronze.
 Acabado Brown Bronze.

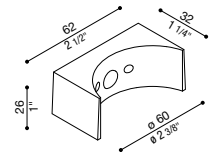
Adattatore palo Still Ø 60 Lula

Lula adapter for Still Post Ø 60

Adaptateur poteau Still Ø60 Lula

Adaptador poste Still Ø60 Lula

Col.	Code
	LB153000W
	LB153000B
	LB153000K



Tappo Palo Still

Tappo in polietilene.

Cap for Post Still




Polyethylene cap.

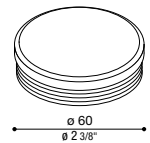
Couvercle Poteau Still

Couvercle en polyéthylène.

Tapón Palo Still

Tapón de polietileno

Col.	Code
	LB1100082
	LB110008K
	LB1100081



Still

Palo diametro 60 mm in Bayblend senza basamento.

Possibilità di installazione con o senza basamento.

Anima interna palo in acciaio zincato

per altezze da 2000 mm.

I pali di altezza uguale e superiore a 2000 mm devono essere interrati di almeno 500 mm.

Still

60 mm Bayblend pole without base.

Possibility of installation with or without base.

Galvanized steel inner pole from H 2000 mm.

2000 mm and higher poles must be underground by at least 500 mm.

Still

Poteau de 60 mm en Bayblend sans socle.

Possibilité d'installation avec ou sans socle.

Noyau interne en acier galvanisé pour poteau

à partir de h. 2000 mm.

Les poteaux d'une hauteur de 2000 mm

et plus doivent être enterrés à au moins 500 mm de profondeur.

Still

Poste de 60 mm en Bayblend sin base.

Posibilidad de instalación con o sin base.

Núcleo interno en acero galvanizado




para alturas de 2000 mm.

Los postes con una altura de 2.000 mm




o superior deben estar enterrados

a una profundidad mínima de 500 mm.




Still H 500 mm

Col.	Code
	LB111112
	LB11111K
	LB111111




Still H 1000 mm

Col.	Code
	LB1100012
	LB110001K
	LB110001W




Still H 1500 mm

Col.	Code
	LB1100022
	LB110002K
	LB1100021




Still H 2000 mm

Col.	Code
	LB1100032
	LB110003K
	LB1100031




Still H 2500 mm

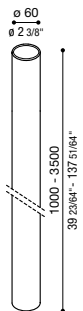
Col.	Code
	LB1100042
	LB110004K
	LB1100041

Still H 3000 mm


Col.	Code
	LB1100052
	LB110005K
	LB1100051

Still H 3500 mm

Col.	Code
	LB1100062
	LB110006K
	LB1100061



LULA




LULA



LULA





LULA BRACKET

Installazione

Installation
Installation
Instalación

Parete

Wall
Mur
Pared

Materiali

Materials
Materiali
Materiales

Materiale Corpo: Alluminio | Tipo di diffusore: Policarbonato - Vetro satinato | Trattamento: Bordo Mare

Material: Aluminium | Diffuser type: Polycarbonate - Frosted glass | Treatment: Sea Treatment

Matériel du corps: Aluminium | Type de diffuseur: Polycarbonate - Verre effet satiné | Traitement: Bord de Mer

Material del cuerpo: Aluminio | Tipo de difusor: Policarbonato - Cristal efecto satinado | Tratamiento: Tratamiento marino

Alimentazione

Power supply
Alimentation
Alimentación

AC DIRECT

Versioni

Versions
Versions
Versiones

Ttaglio di fase | Cavo Alimentazione: 1 metro H05RN-F 3×1

Phase cut | Power cable: 1 m H05RN-F 3×1

Coupure de phase | Câble d'alimentation: 1 m H05RN-F 3×1

Corte de fase | Cable de alimentación: 1 m H05RN-F 3×1



LULA BRACKET
150



LULA UP BRACKET
150



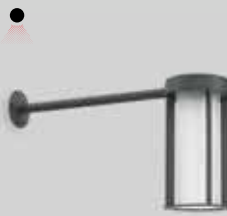
LULA BRACKET
300



LULA UP BRACKET
300



LULA BRACKET
500



LULA UP BRACKET
500



Scopri la gamma
Discover the range
Découvrez la gamme
Descubre la gama

COLOURS



White RAL 9010



Light Grey RAL 7044



Dark Grey RAL 7021



Corten



Green RAL 6003









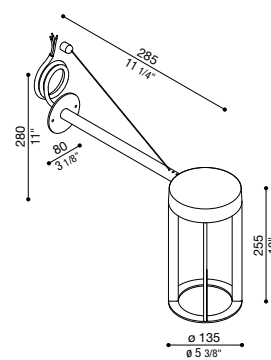


Black RAL 9005











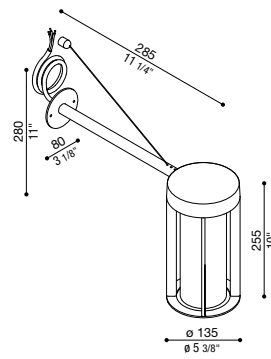
Brown Bronze

Lula Bracket 150

IP65 IK 06 1J xx3 CE UK CA 	LED			COL. CODE *  LL15303W□  LL15303L□  LL15303D□  LL15303K□  LL15303V□  LL15303B□  LL15303M□	
	W	LM	REAL LM		
	12	1330	800	Ⓢ Ⓢ AC DIRECT	

* Complete the CODE □ LED COLOUR N | 4000K 3 | 3000K 2 | 2700K 1 | 2200K









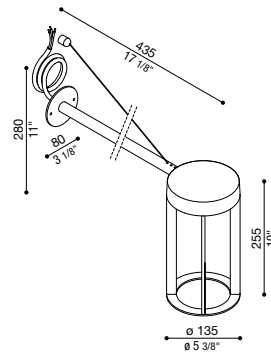
Lula UP Bracket 150

IP65 IK 03 0,35J xx2 CE UK CA 	LED			COL. CODE *  LL15304W□  LL15304L□  LL15304D□  LL15304K□  LL15304V□  LL15304B□  LL15304M□	
	W	LM	REAL LM		
	12	1330	1100	Ⓢ Ⓢ AC DIRECT	

* Complete the CODE □ LED COLOUR N | 4000K 3 | 3000K 2 | 2700K 1 | 2200K


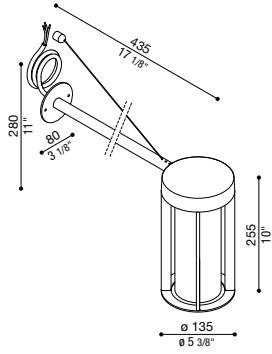



Diffusore in vetro. | Glass diffuser. | Diffuseur en verre. | Difusor de cristal.

Lula Bracket 300

IP65 IK 06 1J xx3 CE UK CA 	LED			COL. CODE *  LL15305W□  LL15305L□  LL15305D□  LL15305K□  LL15305V□  LL15305B□  LL15305M□	
	W	LM	REAL LM		
	12	1330	800	Ⓢ Ⓢ AC DIRECT	

* Complete the CODE □ LED COLOUR N | 4000K 3 | 3000K 2 | 2700K 1 | 2200K


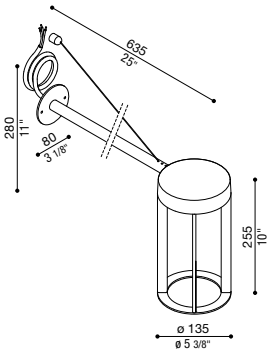



Lula UP Bracket 300

IP 65 IK 03 0,35J xx2 	LED			COL. CODE *	
	W	LM	REAL LM		
	12	1330	1100	  AC DIRECT	<input type="checkbox"/> LL15306W <input type="checkbox"/> LL15306L <input type="checkbox"/> LL15306D <input type="checkbox"/> LL15306K <input type="checkbox"/> LL15306V <input type="checkbox"/> LL15306B <input type="checkbox"/> LL15306M

* Complete the CODE LED COLOUR N | 4000K 3 | 3000K 2 | 2700K 1 | 2200K


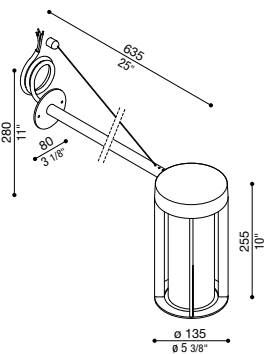



Diffusore in vetro. | Glass diffuser. | Diffuseur en verre. | Difusor de cristal.

Lula Bracket 500

IP 65 IK 06 1J xx3 	LED			COL. CODE *	
	W	LM	REAL LM		
	12	1330	800	  AC DIRECT	<input type="checkbox"/> LL15307W <input type="checkbox"/> LL15307L <input type="checkbox"/> LL15307D <input type="checkbox"/> LL15307K <input type="checkbox"/> LL15307V <input type="checkbox"/> LL15307B <input type="checkbox"/> LL15307M

* Complete the CODE LED COLOUR N | 4000K 3 | 3000K 2 | 2700K 1 | 2200K

Lula UP Bracket 500

IP 65 IK 03 0,35J xx2 	LED			COL. CODE *	
	W	LM	REAL LM		
	12	1330	1100	  AC DIRECT	<input type="checkbox"/> LL15308W <input type="checkbox"/> LL15308L <input type="checkbox"/> LL15308D <input type="checkbox"/> LL15308K <input type="checkbox"/> LL15308V <input type="checkbox"/> LL15308B <input type="checkbox"/> LL15308M

* Complete the CODE LED COLOUR N | 4000K 3 | 3000K 2 | 2700K 1 | 2200K

Diffusore in vetro. | Glass diffuser. | Diffuseur en verre. | Difusor de cristal.

LULA UP BRACKET



LULA UP BRACKET - LULA UP STELO

LULA STELO

Installazione

Installation
Installation
Instalación

Terra

Ground
Sol
Suelo

Materiali

Materials
Materiali
Materiales

Materiale Corpo: Alluminio | Tipo di diffusore: Policarbonato - Vetro satinato | Trattamento: Bordo Mare

Material: Aluminium | Diffuser type: Polycarbonate - Frosted glass | Treatment: Sea Treatment

Matériel du corps: Aluminium | Type de diffuseur: Polycarbonate - Verre effet satiné | Traitement: Bord de Mer

Material del cuerpo: Aluminio | Tipo de difusor: Policarbonato - Cristal efecto satinado | Tratamiento: Tratamiento marino

Alimentazione

Power supply
Alimentation
Alimentación

AC DIRECT

Versioni

Versions
Versions
Versiones

Taglio di fase | Cavo Alimentazione: 5 metri H05RN-F 3×1

Phase cut | Power cable: 5 m H05RN-F 3×1

Coupure de phase | Câble d'alimentation: 5 m H05RN-F 3×1

Corte de fase | Cable de alimentación: 5 m H05RN-F 3×1



LULA STELO
H1200



LULA UP STELO
H1200



LULA STELO
H2400



LULA UP STELO
H2400



Scopri la gamma
Discover the range
Découvrez la gamme
Descubre la gama

COLOURS



White RAL 9010



Light Grey RAL 7044



Dark Grey RAL 7021



Corten



Green RAL 6003




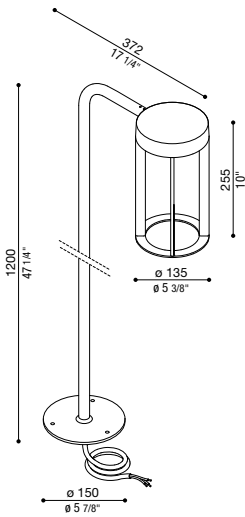
Black RAL 9005



Brown Bronze


Lula Stelo H1200

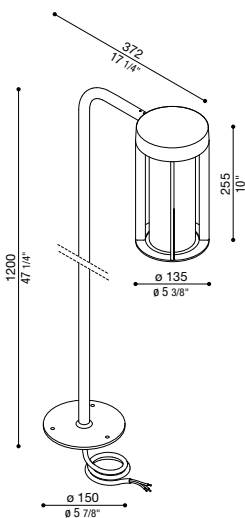
IP65 IK 06 1J xx3 CE UK EA 	LED			W LM REAL LM 12 1330 800	AC DIRECT	COL.	CODE *
						<input type="checkbox"/> LL15309W <input type="checkbox"/> LL15309L <input type="checkbox"/> LL15309D <input type="checkbox"/> LL15309K <input type="checkbox"/> LL15309V <input type="checkbox"/> LL15309B <input type="checkbox"/> LL15309M	



* Complete the CODE LED COLOUR N | 4000K 3 | 3000K 2 | 2700K 1 | 2200K

Lula UP Stelo H1200

IP65 IK 03 0,35J xx2 CE UK EA 	LED			W LM REAL LM 12 1330 1100	AC DIRECT	COL.	CODE *
						<input type="checkbox"/> LL15310W <input type="checkbox"/> LL15310L <input type="checkbox"/> LL15310D <input type="checkbox"/> LL15310K <input type="checkbox"/> LL15310V <input type="checkbox"/> LL15310B <input type="checkbox"/> LL15310M	



* Complete the CODE LED COLOUR N | 4000K 3 | 3000K 2 | 2700K 1 | 2200K

Diffusore in vetro. | Glass diffuser. | Diffuseur en verre. | Difusor de cristal.

Lula Stelo H2400

IP65 IK 06 1J xx3 CE UK CA	LED			COL.	CODE *	
	W	LM	REAL LM			
	12	1330	800	<input type="checkbox"/> LL15311W <input type="checkbox"/> LL15311L <input type="checkbox"/> LL15311D <input type="checkbox"/> LL15311K <input type="checkbox"/> LL15311V <input type="checkbox"/> LL15311B <input type="checkbox"/> LL15311M	☹️ ☑️ AC DIRECT	

* Complete the CODE LED COLOUR N | 4000K 3 | 3000K 2 | 2700K 1 | 2200K

Lula UP Stelo H2400

IP65 IK 03 0,35J xx2 CE UK CA	LED			COL.	CODE *	
	W	LM	REAL LM			
	12	1330	1100	<input type="checkbox"/> LL15312W <input type="checkbox"/> LL15312L <input type="checkbox"/> LL15312D <input type="checkbox"/> LL15312K <input type="checkbox"/> LL15312V <input type="checkbox"/> LL15312B <input type="checkbox"/> LL15312M	☹️ ☑️ AC DIRECT	

* Complete the CODE LED COLOUR N | 4000K 3 | 3000K 2 | 2700K 1 | 2200K

Diffusore in vetro. | Glass diffuser. | Diffuseur en verre. | Difusor de cristal.

LULA STELO H1200



LULA STELO H1200 - H2400





LULA STELO H2400

KIT LULA POST

Installazione

Installation
Installation
Instalación

Terra

Ground
Sol
Suelo

Materiali

Materials
Materiali
Materiales

Materiale Corpo: Alluminio | Tipo di diffusore: Policarbonato - Vetro satinato | Trattamento: Bordo Mare

Material: Aluminium | Diffuser type: Polycarbonate - Frosted glass | Treatment: Sea Treatment

Matériel du corps: Aluminium | Type de diffuseur: Polycarbonate - Verre effet satiné | Traitement: Bord de Mer

Material del cuerpo: Aluminio | Tipo de difusor: Policarbonato - Cristal efecto satinado | Tratamiento: Tratamiento marino

Alimentazione

Power supply
Alimentation
Alimentación

AC DIRECT

Versioni

Versions
Versions
Versiones

Taglio di fase

Phase cut
Coupure de phase
Corte de fase



KIT LULA POST
H1500



KIT LULA UP POST
H1500



Scopri la gamma
Discover the range
Découvrez la gamme
Descubre la gama

COLOURS



White RAL 9010






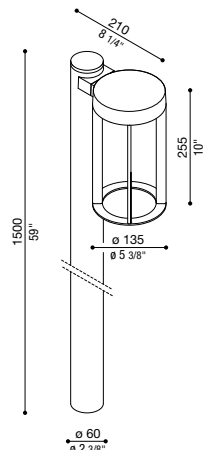


Corten



Black RAL 9005






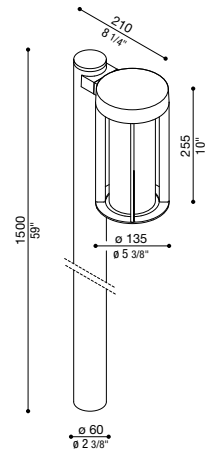
Kit Lula Post H1500

IP65 IK 06 1J xx3 CE UK EA 	LED			COL. CODE *  LL15313W□  LL15313K□  LL15313B□	 AC DIRECT	
	W	LM	REAL LM			
	12	1330	800			

* Complete the CODE □ LED COLOUR N | 4000K 3 | 3000K 2 | 2700K 1 | 2200K

Kit composto da Lula, Adattatore Palo Still Ø60 Lula, Palo Still, Tappo Palo Still e Piastra base a scomparsa. | Kit consisting of Lula, Lula adapter for Still Post Ø60, Still Post, Cap for Post Still, Retractable plate base. | Kit composé de Lula, Adaptateur poteau Still Ø60 Lula, Poteau Still, Couvercle Poteau Still, Plaque de base rétractable. | Kit compuesto por Lula, Adaptador poste Still Ø60 Lula, Poste Still, Tapón Palo Still, Placa base oculta.

Kit Lula UP Post H1500

IP65 IK 03 0,35J xx2 CE UK EA 	LED			COL. CODE *  LL15314W□  LL15314K□  LL15314B□	 AC DIRECT	
	W	LM	REAL LM			
	12	1330	1100			

* Complete the CODE □ LED COLOUR N | 4000K 3 | 3000K 2 | 2700K 1 | 2200K

Diffusore in vetro. Kit composto da Lula UP, Adattatore Palo Still Lula, Palo Still, Tappo Palo Still e Piastra base a scomparsa. | Glass diffuser. Kit consisting of Lula UP, Lula adapter for Still Post Ø60, Still Post, Cap for Post Still, Retractable plate base. | Diffuseur en verre. Kit composé de Lula UP, Adaptateur poteau Still Ø60 Lula, Poteau Still, Couvercle Poteau Still, Plaque de base rétractable. | Difusor de cristal. Kit compuesto por Lula UP, Adaptador poste Still Ø60 Lula, Poste Still, Tapón Palo Still, Placa base oculta.



KIT LULA UP POST



KIT LULA POST



FEATURES



Fasci di luce.
Light beams.
Faisceaux lumineux.
Haces de luz.

LULA

LULA UP

Colori disponibili.
Available colours.
Couleurs disponibles.
Colores disponibles.

