

.....

LINFA

.....

↘ Linfa 80

↘ Linfa 120

↘ Linfa 160

↘ Linfa O 80

↘ Linfa O 120

↘ Linfa O 160

↘ Linfa I 80

↘ Linfa I 120

↘ Linfa I 160

LINFA

Installazione

Installation
Installation
Instalación

Terra

Ground
Sol
Suelo

Materiali

Materials
Materiali
Materiales

Materiale Corpo: Vetroresina | Tipo di diffusore: PMMA | Trattamento: Anodizzazione

Material: Fibreglass | Diffuser type: PMMA | Treatment: Anodization
Matériel du corps: Fibre de verre | Type de diffuseur: PMMA | Traitement: Anodisation
Material del cuerpo: Fibra de vidrio | Tipo de difusor: PMMA | Tratamiento: Anodización

Alimentazione

Power supply
Alimentation
Alimentación

350mA - 3V - 24V

Versioni

Versions
Versions
Versiones

Cavo Alimentazione: 3 metri PVC 2×0,25mm

Power cable: 3 m PVC 2×0.25mm
Câble d'alimentation: 3 m PVC 2×0,25mm
Cable de alimentación: 3 m PVC 2×0,25mm



COLOURS



All Black



Black - Brass

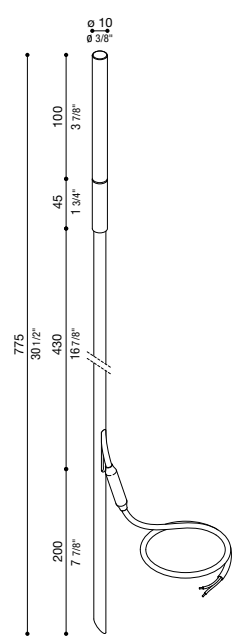












Brown - Brass



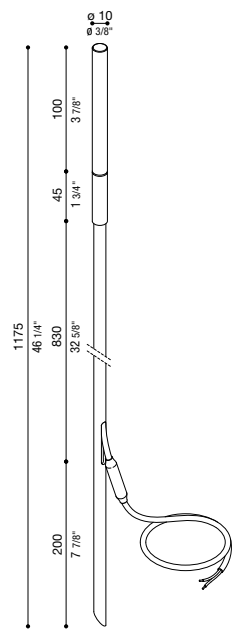










Green - Brass

Linfa 80

IP66 IK 06 1J xx3 CE UK CA	LED			COL.	CODE *	
	W	LM	REAL LM			
	1,5	140	68	 350mA-3V	 LL14900A□	
					 LL14900B□	
					 LL14900M□	
					 LL14900V□	
	2	140	68	 24V	 LT14900A□	
					 LT14900B□	
					 LT14900M□	
					 LT14900V□	

* Complete the CODE □ LED COLOUR N | 4000K 3 | 3000K 2 | 2700K

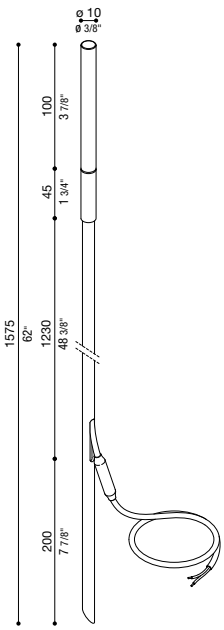










Linfa 120

IP66 IK 06 1J xx3 CE UK CA	LED			COL.	CODE *	
	W	LM	REAL LM			
	1,5	140	68	 350mA-3V	 LL14901A□	
					 LL14901B□	
					 LL14901M□	
					 LL14901V□	
	2	140	68	 24V	 LT14901A□	
					 LT14901B□	
					 LT14901M□	
					 LT14901V□	

* Complete the CODE □ LED COLOUR N | 4000K 3 | 3000K 2 | 2700K

Linfa 160

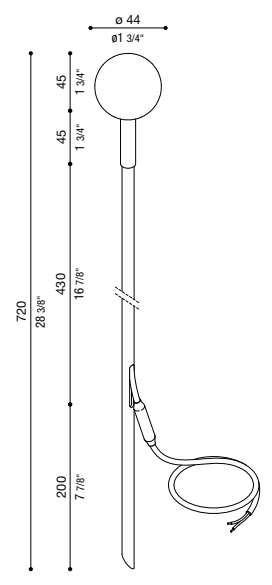










NEW

IP66 IK 06 1J xx3 CE UK ER	LED			COL.	CODE *	
	W	LM	REAL LM			
	1,5	140	68	 350mA-3V	 LL14902A□	
					 LL14902B□	
					 LL14902M□	
					 LL14902V□	
	2	140	68	 24V	 LT14902A□	
					 LT14902B□	
					 LT14902M□	
					 LT14902V□	

* Complete the CODE

□ LED COLOUR N | 4000K 3 | 3000K 2 | 2700K

Linfa O 80

IP66 IK 06 1J xx3 CE UK ER	LED			COL.	CODE *	
	W	LM	REAL LM			
	1,5	140	85	 350mA-3V	 LL14910A□	
					 LL14910B□	
					 LL14910M□	
					 LL14910V□	
	2	140	85	 24V	 LT14910A□	
					 LT14910B□	
					 LT14910M□	
					 LT14910V□	

* Complete the CODE

□ LED COLOUR N | 4000K 3 | 3000K 2 | 2700K

Linfa O 120

IP66 IK 06 1J xx3 CE UK ER	LED			COL. CODE *		
	W	LM	REAL LM			
	1,5	140	85	350mA-3V		LL14911A□ LL14911B□ LL14911M□ LL14911V□
	2	140	85	24V		LT14911A□ LT14911B□ LT14911M□ LT14911V□

* Complete the CODE □ LED COLOUR N | 4000K 3 | 3000K 2 | 2700K

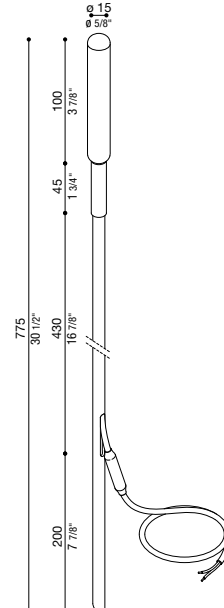





Linfa O 160



IP66 IK 06 1J xx3 CE UK ER	LED			COL. CODE *		
	W	LM	REAL LM			
	1,5	140	85	350mA-3V		LL14912A□ LL14912B□ LL14912M□ LL14912V□
	2	140	85	24V		LT14912A□ LT14912B□ LT14912M□ LT14912V□

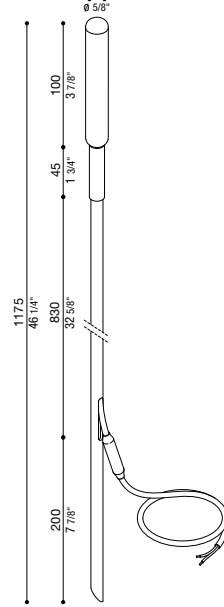





* Complete the CODE □ LED COLOUR N | 4000K 3 | 3000K 2 | 2700K

Linfa I 80

IP66 IK 06 1J xx3 CE UK CA	LED			COL.	CODE *	
	W	LM	REAL LM			
	1,5	140	68			
2	140	68	 24V	 LT14920A□  LT14920B□  LT14920M□  LT14920V□		

* Complete the CODE □ LED COLOUR N | 4000K 3 | 3000K 2 | 2700K

Linfa I 120

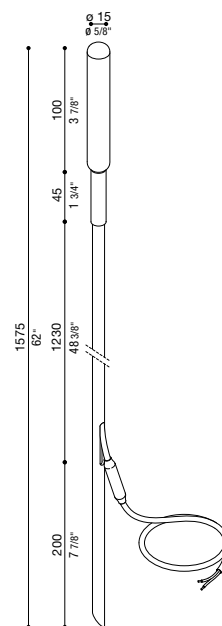
IP66 IK 06 1J xx3 CE UK CA	LED			COL.	CODE *	
	W	LM	REAL LM			
	1,5	140	68			
2	140	68	 24V	 LT14921A□  LT14921B□  LT14921M□  LT14921V□		

* Complete the CODE □ LED COLOUR N | 4000K 3 | 3000K 2 | 2700K

Linfa I 160



IP66 IK 06 1J xx3 CE UK EPA	LED			COL.	CODE *
	W	LM	REAL LM		
	1,5	140	68	350mA-3V	LL14922A□
					LL14922B□
					LL14922M□
					LL14922V□
	2	140	68	24V	LT14922A□
					LT14922B□
					LT14922M□
					LT14922V□



* Complete the CODE □ LED COLOUR N | 4000K 3 | 3000K 2 | 2700K



Accessori | Accessories | Accessoires | Accesorios

Base in acciaio 10° per Linfa

Base in acciaio per l'installazione a superficie di un Linfa. Inclinazione 10°.

CoL.	Code
	LB1490001

Steel base 10° for Linfa

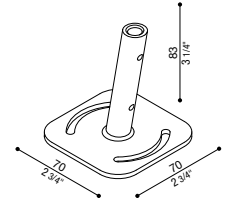
Steel base for surface installation of Linfa (one piece). Tilt 10°.

Base en acier 10° pour Linfa

Base en acier pour l'installation en surface d'un Linfa. Inclinaison 10°.

Base de acero 10° para Linfa

Base de acero para la instalación en superficie de un Linfa. Inclinación 10°.



Base in acciaio per Linfa

Base in acciaio per l'installazione a superficie di un Linfa.

CoL.	Code
	LB1490004

Steel base for Linfa

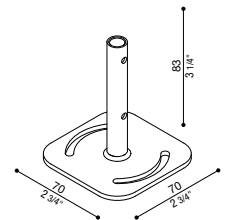
Steel base for surface installation of Linfa (one piece).

Base en acier pour Linfa

Base en acier pour l'installation en surface d'un Linfa.

Base de acero para Linfa

Base de acero para la instalación en superficie de un Linfa.



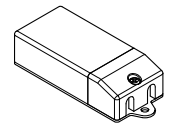
Alimentatori in corrente costante Linfa

Drivers in constant current Linfa

N° max	IP	Code
1/3	20	LB1070008
1/7	20	LB1070009
1/16	20	LB1070011
4/6	20	LB1070012
3/15	67	LB1070013
2/15 DALI	20	LB1070064

Alimentations à courant constant Linfa

Alimentadores de corriente constante Linfa



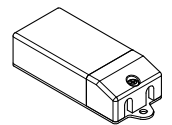
Alimentatore 24V in tensione costante Linfa

24V constant voltage driver Linfa

N° max	IP	Code
1/15	20	LB1070029
1/25	20	LB1070030
1/20	67	LB1070031
1/35	67	LB1070032

Alimentation à tension constante de 24V Linfa

Alimentador de tensión constante de 24V Linfa



10m cavo PVC 2x0,25mm

Cavo in PVC, sezione 2x0,25mm. Per uso esterno. Adatto per i modelli Linfa e Flora. Il cavo viene venduto singolarmente come accessorio; non è previsto il precablaggio sull'apparecchio.

CoL.	Code
-	LB1490002

10m PVC cable 2x0.25mm

PVC cable, section 2x0.25mm. Suitable for outdoor use. Suitable for Linfa and Flora models. The cable is sold individually as an accessory; no pre-wiring on the fixture.

Câble PVC 2x0.25mm 10m

Câble en PVC, section de 2x0,25mm. Également adapté à l'usage à l'extérieur. Convient aux modèles Linfa et Flora. Le câble est vendu individuellement en tant qu'accessoire ; il n'y a pas de pré-câblage sur le luminaire.

Cable de PVC 2x0,25 mm 10m

Cable de PVC, sección 2x0,25 mm. Adecuado para el uso al exteriores. Adecuado para los modelos Linfa y Flora. El cable se vende individualmente como accesorio; sin precableado en la luminaria.






FEATURES




∅ 1 cm

↘ **Diametro diffusore.**
Diffuser diameter.
Diamètre du diffuseur.
Diámetro del difusor.



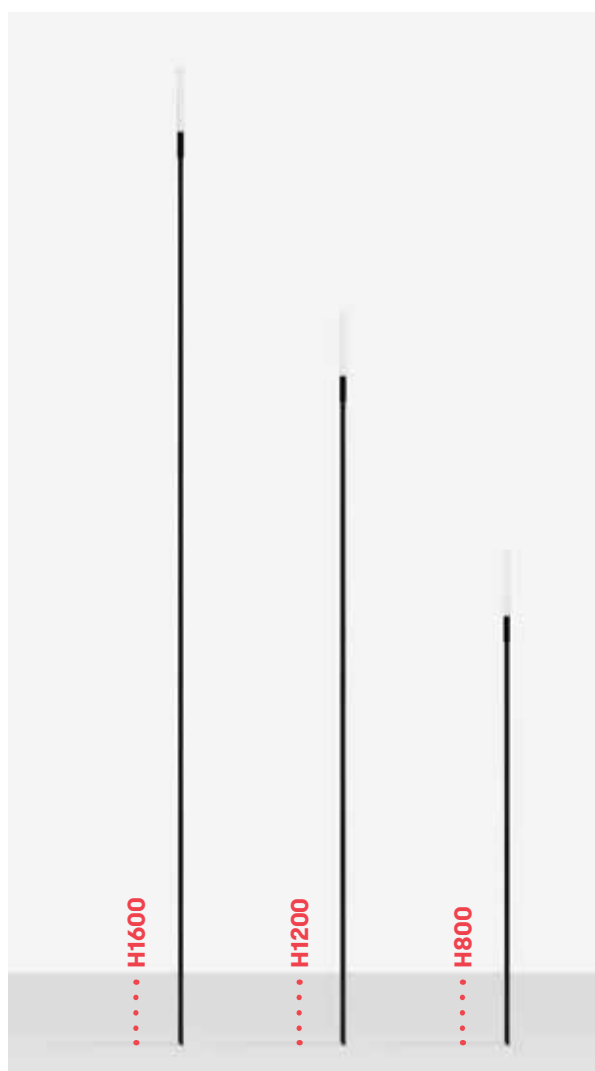
↘ **Colori disponibili.**
Available colours.
Couleurs disponibles.
Colores disponibles.



Opzioni di installazione.
Installation options.
Options d'installation.
Opciones de instalación.

Picchetto.
Spike.
À planter.
Clavija.

Con base in acciaio.
With steel base.
Avec base en acier.
Con base de acero.



H1600

H1200

H800



LINFA 120



LINFA

LINFA 80



LINFA O 80



LINFA I 120

