





LINE



- ↘ Line
- ↘ Line Down
- ↘ Line 220
- ↘ Line 220 Zero
- ↘ Line 330
- ↘ Kit-01 Line Post H500
- ↘ Kit-02 Line Post H1000
- ↘ Kit-03 Line Post H1500
- ↘ Kit-04 Line Down Post H500
- ↘ Kit-05 Line Down Post H1000
- ↘ Kit-06 Line Down Post H1500
- ↘ Kit-07 Line 220 Post H500
- ↘ Kit-08 Line 220 Post H1000
- ↘ Kit-09 Line 220 Post H1500

LINE

Installazione

Installation
Installation
Instalación

Palo Ø60

Post Ø60
Poteau Ø60
Poste Ø60

Materiali

Materials
Materiali
Materiales

Tipo di diffusore: Policarbonato

Diffuser type: Polycarbonate
Type de diffuseur: Polycarbonate
Tipo de difusor: Policarbonato

Alimentazione

Power supply
Alimentation
Alimentación

220-240 V

Versioni

Versions
Versions
Versiones

Funzione corridoio

Corridor function
Fonction corridor
Corridor function



LINE



**LINE
DOWN**



**LINE
220**



**LINE 220
ZERO**



**LINE
330**



COLOURS



Black from moulding



Black RAL 9005



Grey High Tech RAL 9006



Grey anthracite RAL 7021



Corten



Neutral

Line

IP66 IK 08 5J xx7 CE UK EPA	LED			COL.	CODE *		
	W	LM	REAL LM				
	6,5	700	604		220-240 V		

* Complete the CODE LED COLOUR N | 4000K 3 | 3000K 2 | 2700K

Versione a luce diretta. | Direct light version. | Eclairage directe. | Versión de la luz directa.

Line Down

IP66 IK 08 5J xx7 CE UK EPA	LED			COL.	CODE *		
	W	LM	REAL LM				
	6	620	431		220-240 V		

* Complete the CODE LED COLOUR N | 4000K 3 | 3000K 2 | 2700K

Versione a luce indiretta. | Indirect light version. | Eclairage indirecte. | Versión con luz indirecta.

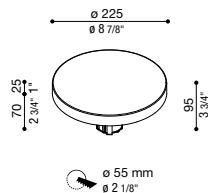



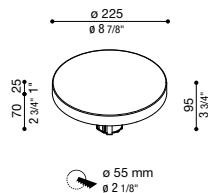



Line 220

IP66 IK 08 5J xx7 CE UK EPA	LED			COL.	CODE *	
	W	LM	REAL LM			
	11	1200	730		220-240 V	

* Complete the CODE LED COLOUR N | 4000K 3 | 3000K 2 | 2700K

Tappo superiore in Polycarbonato nero. Versione a luce indiretta. | Upper black polycarbonate cap. Indirect light version. | Bouchon supérieur en Polycarbonate noir. Eclairage indirecte. | Tapa superior de polycarbonato negro. Versión con luz indirecta.

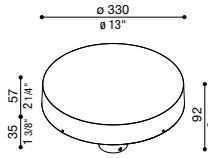



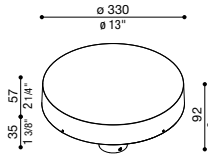









Line 220 Zero

IP66 IK 08 5J xx7 CE UK CA	LED			COL.	CODE *	
	W	LM	REAL LM			
	11	1200	632	 220-240 V	 LL113112□	
					 LL113113□	
					 LL113114□	
					 LL113115□	

* Complete the CODE □ LED COLOUR N | 4000K 3 | 3000K 2 | 2700K

Apparecchio cut-off conforme alle più restrittive norme regionali contro l'inquinamento luminoso. | CUT-OFF version anti-light pollution. | Version CUT-OFF anti pollution lumineuse. | Versión CUT-OFF anti-contaminación luminica.

Line 330

IP66 IK 10 20J xx9 CE UK CA	LED			COL.	CODE *	
	W	LM	REAL LM			
	25	3000	1842	 220-240 V	 LL113200□	
					 LL113201□	
					 LL113202□	
					 LL113203□	
	25	3000	1842	 220-240 V 	 LL113205□	
					 LL113206□	
					 LL113207□	
					 LL113208□	

* Complete the CODE □ LED COLOUR N | 4000K 3 | 3000K 2 | 2700K

Tappo superiore in Policarbonato nero. Versione cut-off a luce indiretta. Fornito con 1m di cavo H05RN-F. | Upper black polycarbonate cap. Cut-off version with indirect light. Provided with 1m of prewired power cable H05RN-F. | Bouchon supérieur en Polycarbonate noir. Version cut-off avec lumière indirecte. Fourni avec 1m de câble d'alimentation H05RN-F pré-cablé. | Tapa superior de policarbonato negro. Versión cut-off con luz indirecta. Suministrado con 1m de cable de alimentación H05RN-F-precableado.



Disponibile versione corridor function. Funzione a risparmio energetico che permette di configurare un profilo di illuminazione su due livelli. Il prodotto funziona costantemente ad un'intensità luminosa ridotta, raggiungendo la massima efficienza al passaggio, tramite un sensore di prossimità. | Available version corridor function. Energy saving function that allows 2 different levels of lighting configuration. The product constantly works at a reduced intensity and thanks to a movement detector, luminous intensity is automatically increased at passage. | Disponible version corridor function. Fonction d'économie d'énergie qui vous permet de configurer un profil d'éclairage sur deux niveaux. Le produit fonctionne constamment à une intensité lumineuse réduite, atteignant une efficacité maximale au passage, grâce à un détecteur de proximité. | Versión con sensor de pasillo disponible. Función de ahorro de energía que permite configurar un perfil de iluminación de dos niveles. El producto funciona constantemente a una intensidad luminosa reducida, alcanzando la máxima eficacia al pasar, mediante un sensor de proximidad.

Accessori | Accessories | Accessoires | Accesorios

Basamento Palo Still Ø170 mm

Basamento in nylon-fibra di vetro per palo diametro 60 mm.
Adatto solo per pali STILL fino a 1500mm.

Base Ø170 mm for Still post






Fibreglass-nylon base for post diameter 60 mm. Only suitable for STILL posts up to 1500mm.

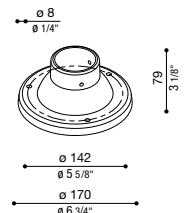
Socle Ø170 mm pour poteau Still

Socles en fibre de verre - nylon pour poteau diam.60 mm. Convient uniquement pour les poteaux STILL jusqu'à 1500mm.

Base Ø170 mm para poste Still

Base en nylon-fibra de vidrio para palo diámetro 60mm. Sólo apto para postes STILL de hasta 1500mm.

Col.	Code
	LB11812
	LB1181G
	LB1181E
	LB1181K
	LB11811



Piastra base a scomparsa – palo Still

Soluzione alternativa al tradizionale interramento o al basamento palo still mediante staffa di fissaggio a scomparsa. Consiste nell'inserire il palo still sulla staffa preforata da 3mm, realizzata in ferro zincato a caldo per immersione. Accessorio non idoneo per pali still superiori a h. 1500.

Col.	Code
	LB1130006

Retractable plate base

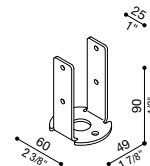
Alternative solution to the usual burial or to the post base using a retractable fixing bracket. The post is inserted in the 3mm pre-drilled bracket made of hot-dip zinc-coated metal. Accessory not suitable for posts higher than 1500mm.

Plaque de base rétractable

Solution alternative à l'enfouissement traditionnel ou mise en place moyennant un étrier de fixation rétractable du pieu post. Insérer le poteau Still sur l'étrier pré-percé de 3 mm, réalisé en fer galvanisé à chaud par immersion. Accessoire ne convenant pas à des poteaux Still de plus de 1500mm de haut.

Placa base oculta

Solución alternativa al entierro tradicional o a la base para palo still por medio de una brida de fijación retráctil. El palo still se introduce en la brida preagujereada de 3mm, de hierro galvanizado por inmersión. Accessorio no apto para palo still de más de 1500 mm de altura.



Dima e kit di fissaggio Palo Still

Dima, tirafondi e minuteria per ancoraggio del basamento al terreno.

Template and fixing kit Still Post diam. 60 mm.

Template, fixing bolts and small metal parts to secure the base to the ground.

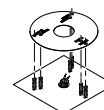
Col.	Code
	LB11254

Gabarit, tire-fond et visserie pour poteau Still

Gabarit, tire-fond et visserie pour l'ancrage du socle au sol.





Plantilla y kit de fijación poste Still

Plantilla, tirafondos y tornillería para el anclaje de la base al suelo.



Box Line

Box per montaggio sporgente a parete, soffitto e pavimento (non per incasso). Corpo in policarbonato ad alto spessore, completo di kit di fissaggio tramite tasselli ad espansione Ø6 mm. Idoneo per tutti i modelli LINE.

Col.	Code
	LB11231
	LB1123G
	LB1123E
	LB1123K

Box Line

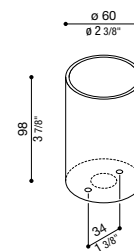
Box for surface wall mounting, ceiling mounting and ground mounting (not recessed). Body made of polycarbonate, high thickness, complete with fixing kit by means of anchor screws Ø6 mm. Suitable for fitting all models LINE.

Box Line

Box de montage au mur en saillie, au plafond et au sol (pas à encastrement). Corps en polycarbonate très épais, complet de kit de fixation par chevilles à expansion Ø6 mm. Convient pour tous les modèles LINE.

Box Line

Caja para montaje saliente de pared, en el techo y en el suelo (no para empotrar). Cuerpo de policarbonato de espesor importante, completo de kit de fijación mediante tacos de expansión de Ø6 mm. Adecuado para todos los modelos LINE.



Braccetto Line/Line Down

Braccetto diametro 60 mm in Bayblend. Completo di kit di fissaggio a parete. Inclinazione 30°.

Bracket Line/Line Down





Bracket 60 mm. in diameter made of Bayblend. Complete with wall fixing kit. 30° angle.

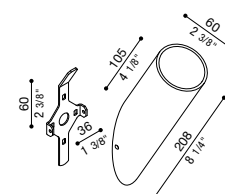
Bras Line/Line Down

Bras diamètre 60 mm en Bayblend. Kit de fixation murale compris. Inclinaison de 30°.

Brazo Line/Line Down

Brazo de diámetro 60 mm de Bayblend. Entrega con su conjunto de fijación de pared. Inclinación 30°.

Col.	Code
	LB1130007
	LB1130008
	LB1130009
	LB1130010



Cover Line 220 Zero

Accessorio CUT-OFF in alluminio; elevata resistenza all'ossidazione grazie al trattamento di passivazione a base di zirconio e alla verniciatura con resine poliestere stabilizzata ai raggi UV. Obbligatoria l'installazione sul modello LINE 220, non compreso.

Cover Line 220 Zero





Alluminium accessory for CUT-OFF version, highly resistant to oxidation thanks to the zirconium based passivation treatment and the UV stabilized polyester resin coating. Model LINE 220 must be mounted (article to be ordered separately).

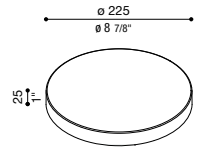
Cover Line 220 Zero

Accessoire en aluminium pour la version CUT-OFF, haute résistance à l'oxydation grâce au traitement de passivation à base de zirconium et laquage poudre à base de résines polyesters, fixées aux rayons UV. L'installation du modèle LINE 220, no compris, est obligatoire.

Cover Line 220 Zero

Accesorio CUT-OFF de aluminio; elevada resistencia a la oxidación gracias al tratamiento de pasivación a base de circonio y a la pintura con resinas de poliéster estabilizada con rayos UV. Obligatoria la instalación del modelo LINE 220, no comprendido.

Col.	Code
	LB1130011
	LB1130012
	LB1130013
	LB1130014



Cover Line

Cover decorativa in Policarbonato, disponibile in diverse colorazioni ed effetti, ricavato da stampaggio ad iniezione. Finitura effetto materico Corten, ottenuta tramite verniciatura. Applicazione della cover senza utensili tramite speciale striscia adesiva.

Cover Line





Polycarbonate decorative cover, injection moulded, available in various colours and designs. Corten painted finish. Application of the cover without tools, by means of a special adhesive strip.

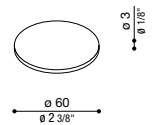
Cover Line

Cover décorative réalisée en polycarbonate et disponible en différents teintes et effets, fabriqué par moulage à injection. Finition effet matière Corten obtenue par vernissage. Application de la cover sans outil à l'aide de bande adhésive spéciale.

Cover Line

Cover decorativa de Policarbonato disponible en diferentes colores y efectos. Acabado con efecto materico Corten, obtenido mediante pintura. Aplicación de la cover sin necesidad de herramientas utilizando cinta adhesiva especial.

Col.	Code
	LB1130001
	LB1130002
	LB1130003
	LB1130004



Morsettiera coassiale 3 poli

Morsettiera coassiale a 3 poli, IP68, per cavo ϕ 7/12 mm.

3-pole coaxial terminal block

3-pole coaxial terminal block, IP68, for cable ϕ 7/12 mm.

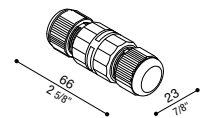
Bornier coaxial à 3 pôles

Bornier coaxial à 3 pôles, IP68, pour câble ϕ 7/12 mm.

Bloque de terminales coaxiales de 3 polos

Bloque de terminales coaxiales de 3 polos, IP68, para cable ϕ 7/12 mm.

Col.	Code
	LB11293



Morsettiera lineare a 3 vie

Morsettiera lineare a 3 vie a 3 poli, IP68, per cavo ϕ 7/13,5 mm.

3 way linear terminal block

3-way 3-pole linear terminal block, IP68, for cable ϕ 7/13.5 mm.

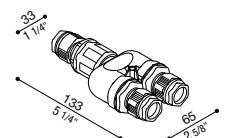
Bornier linéaire 3 voies

Bornier linéaire 3 voies à 3 pôles, IP68, pour câble diam. 7/13,5 mm

Caja de bornes lineal de 3 vías

Caja de bornes lineal de 3 vías y de 3 polos, IP68, para cable con ϕ 7/13,5 mm.

Col.	Code
	LB11294



Still






Palo diametro 60 mm in Bayblend senza basamento. Possibilità di installazione con o senza basamento. Anima interna palo in acciaio zincato per altezze da 2000 mm. I pali di altezza uguale e superiore a 2000 mm devono essere interrati di almeno 500 mm.

60 mm Bayblend pole without base. Possibility of installation with or without base. Galvanized steel inner pole from H 2000 mm. 2000 mm and higher poles must be underground by at least 500 mm.






Poteau de 60 mm en Bayblend sans socle. Possibilité d'installation avec ou sans socle. Noyau interne en acier galvanisé pour poteau à partir de h. 2000 mm. Les poteaux d'une hauteur de 2000 mm et plus doivent être enterrés à au moins 500 mm de profondeur.

Poste de 60 mm en Bayblend sin base. Posibilidad de instalación con o sin base. Núcleo interno en acero galvanizado para alturas de 2000 mm. Los postes con una altura de 2.000 mm o superior deben estar enterrados a una profundidad mínima de 500 mm.






H 160 mm

CoL.	Code
	LB11033
	LB1103G
	LB1103E
	LB1103K
	LB11031






H 1500 mm

CoL.	Code
	LB1100022
	LB110002G
	LB110002E
	LB110002K
	LB1100021






H 3000 mm

CoL.	Code
	LB1100052
	LB110005G
	LB110005E
	LB110005K
	LB1100051






H 500 mm

CoL.	Code
	LB11112
	LB1111G
	LB1111E
	LB1111K
	LB11111






H 2000 mm

CoL.	Code
	LB1100032
	LB110003G
	LB110003E
	LB110003K
	LB1100031






H 3500 mm

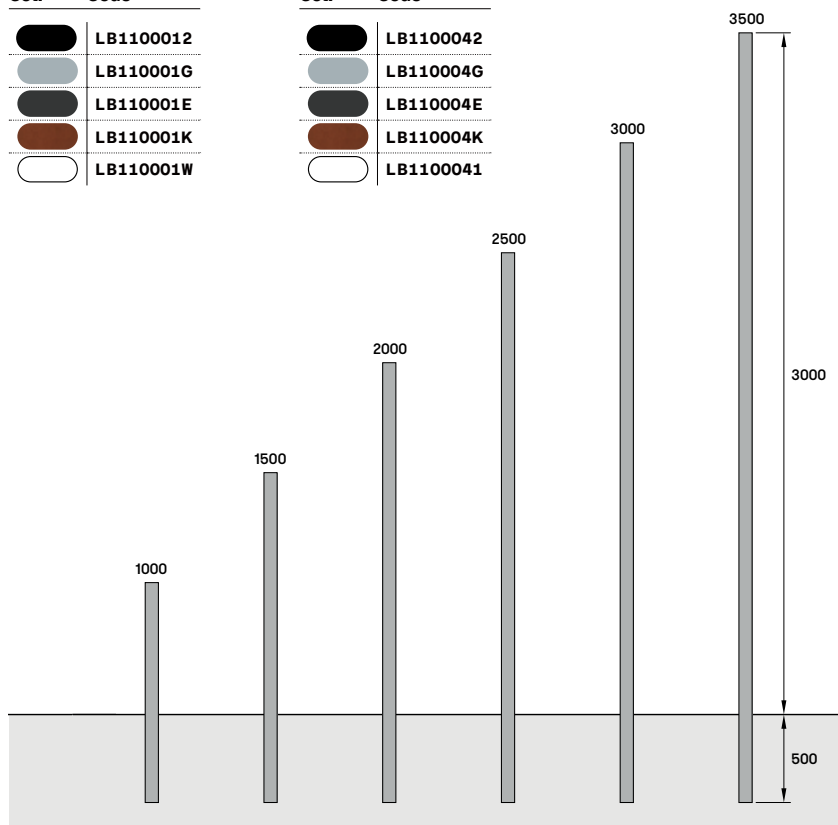
CoL.	Code
	LB1100062
	LB110006G
	LB110006E
	LB110006K
	LB1100061

H 1000 mm

CoL.	Code
	LB1100012
	LB110001G
	LB110001E
	LB110001K
	LB110001W

H 2500 mm

CoL.	Code
	LB1100042
	LB110004G
	LB110004E
	LB110004K
	LB1100041



Colori disponibili.
Available colours.
Couleurs disponibles.
Colores disponibles.






Tappo Palo Still

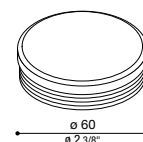
Tappo in polietilene.

Cap for Post Still
Polyethylene cap.

Couvercle Poteau Still
Couvercle en polyéthylène.

Tapón Palo Still
Tapón de polietileno

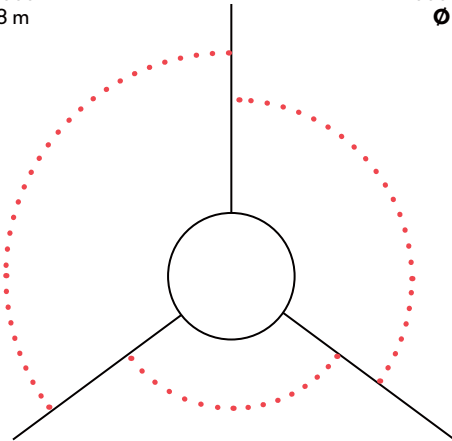
CoL.	Code
	LB1100082
	LB110008G
	LB110008E
	LB110008K
	LB1100081



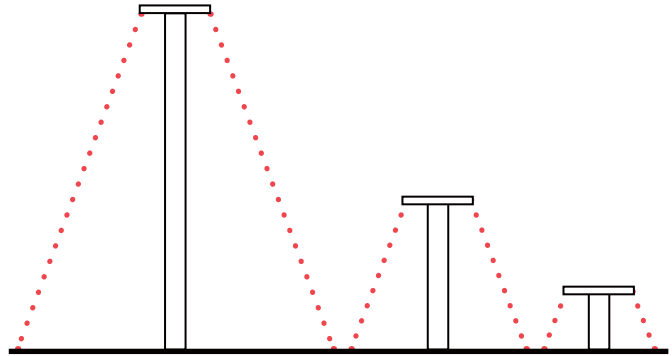


FEATURES

H 1500 mm
Ø 8 m



H 500 mm
Ø 4 m



H 160 mm
Ø 2 m

H 1500 mm
Ø 8 m

H 500 mm
Ø 4 m

H 160 mm
Ø 2 m



OLD

NEW

Predisposto per installazione su palo da Ø60 mm standard.

Suitable for installation on standard post Ø60 mm.


Prédisposé pour l'installation sur Poteau standard Ø60 mm.

Apto para instalación en postes estándar Ø60mm.

LINE



LINE





LINE 330



LINE 330

Funzione corridoio | Corridor function | Fonction corridor | Sensor de pasillo



LINE 220

KIT LINE POST

Installazione

Installation
Installation
Instalación

Terra

Ground
Sol
Suelo

Materiali

Materials
Materiali
Materiales


Tipo di diffusore: Policarbonato

Diffuser type: Polycarbonate
Type de diffuseur: Polycarbonate
Tipo de difusor: Policarbonato

Alimentazione

Power supply
Alimentation
Alimentación

220-240 V



KIT-01 LINE POST
H500



KIT-02 LINE POST
H1000



KIT-03 LINE POST
H1500



KIT-04 LINE DOWN POST
H500



KIT-05 LINE DOWN POST
H1000



KIT-06 LINE DOWN POST
H1500



KIT-07 LINE 220 POST
H500



KIT-08 LINE 220 POST
H1000



KIT-09 LINE 220 POST
H1500



COLOURS



Black



Grey High Tech RAL 9006



Grey anthracite RAL 7021



Corten

Kit 01 - Line Post H500

IP66 IK 08 5J xx7 CE UK CA	LED			COL.	CODE *	
	W	LM	REAL LM			
	6,5	700	604		LL113002 <input type="checkbox"/> LL113003 <input type="checkbox"/> LL113004 <input type="checkbox"/> LL113005 <input type="checkbox"/>	220-240 V

* Complete the CODE LED COLOUR N | 4000K 3 | 3000K 2 | 2700K

Kit composto dagli attuali codici LL113000N/3/2 + LB1130001/2/3/4 + LB11112/G/E/K + LB1130006. | Kit consisting of the current codes LL113000N/3/2 + LB1130001/2/3/4 + LB11112/G/E/K + LB1130006. | Kit composé des codes actuels LL113000N/3/2 + LB1130001/2/3/4 + LB11112/G/E/K + LB1130006. | Kit compuesto por los actuales códigos LL113000N/3/2 + LB1130001/2/3/4 + LB11112/G/E/K + LB1130006.

Kit 02 - Line Post H1000

IP66 IK 08 5J xx7 CE UK CA	LED			COL.	CODE *	
	W	LM	REAL LM			
	6,5	700	604		LL113130 <input type="checkbox"/> LL113131 <input type="checkbox"/> LL113132 <input type="checkbox"/> LL113133 <input type="checkbox"/>	220-240 V

* Complete the CODE LED COLOUR N | 4000K 3 | 3000K 2 | 2700K

Kit composto dagli attuali codici LL113000N/3/2 + LB1130001/2/3/4 + LB1100012/G/E/K + LB1130006. | Kit consisting of the current codes LL113000N/3/2 + LB1130001/2/3/4 + LB1100012/G/E/K + LB1130006. | Kit composé des codes actuels LL113000N/3/2 + LB1130001/2/3/4 + LB1100012/G/E/K + LB1130006. | Kit compuesto por los actuales códigos LL113000N/3/2 + LB1130001/2/3/4 + LB1100012/G/E/K + LB1130006.

Kit 03 - Line Post H1500

IP66 IK 08 5J xx7 CE UK CA	LED			COL.	CODE *	
	W	LM	REAL LM			
	6,5	700	604		LL113006 <input type="checkbox"/> LL113007 <input type="checkbox"/> LL113008 <input type="checkbox"/> LL113009 <input type="checkbox"/>	220-240 V

* Complete the CODE LED COLOUR N | 4000K 3 | 3000K 2 | 2700K

Kit composto dagli attuali codici LL113000N/3/2 + LB1130001/2/3/4 + LB1100022/G/E/K + LB1130006. | Kit consisting of the current codes LL113000N/3/2 + LB1130001/2/3/4 + LB1100022/G/E/K + LB1130006. | Kit composé des codes actuels LL113000N/3/2 + LB1130001/2/3/4 + LB1100022/G/E/K + LB1130006. | Kit compuesto por los actuales códigos LL113000N/3/2 + LB1130001/2/3/4 + LB1100022/G/E/K + LB1130006.

Kit 04 - Line Down Post H500

IP 66 IK 08 5J xx7 CE UK CA	LED			COL.	CODE *	
	W	LM	REAL LM			
	6	620	431		220-240 V	
					LL113010 <input type="checkbox"/> LL113011 <input type="checkbox"/> LL113012 <input type="checkbox"/> LL113013 <input type="checkbox"/>	

* Complete the CODE LED COLOUR N | 4000K 3 | 3000K 2 | 2700K

Kit composto dagli attuali codici LL113001N/3/2 + LB1130001/2/3/4 + LB11112/G/E/K + LB1130006 | Kit consisting of the current codes LL113001N/3/2 + LB1130001/2/3/4 + LB11112/G/E/K + LB1130006 | Kit composé des codes actuels LL113001N/3/2 + LB1130001/2/3/4 + LB11112/G/E/K + LB1130006 | Kit compuesto por los actuales códigos LL113001N/3/2 + LB1130001/2/3/4 + LB11112/G/E/K + LB1130006

Kit 05 - Line Down Post H1000

IP 66 IK 08 5J xx7 CE UK CA	LED			COL.	CODE *	
	W	LM	REAL LM			
	6	620	431		220-240 V	
					LL113134 <input type="checkbox"/> LL113135 <input type="checkbox"/> LL113136 <input type="checkbox"/> LL113137 <input type="checkbox"/>	

* Complete the CODE LED COLOUR N | 4000K 3 | 3000K 2 | 2700K

Kit composto dagli attuali codici LL113001N/3/2 + LB1130001/2/3/4 + LB1100012/G/E/K + LB1130006 | Kit consisting of the current codes LL113001N/3/2 + LB1130001/2/3/4 + LB1100012/G/E/K + LB1130006 | Kit composé des codes actuels LL113001N/3/2 + LB1130001/2/3/4 + LB1100012/G/E/K + LB1130006 | Kit compuesto por los actuales códigos LL113001N/3/2 + LB1130001/2/3/4 + LB1100012/G/E/K + LB1130006






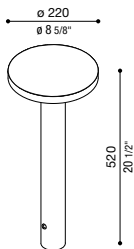
Kit 06 - Line Down Post H1500

IP 66 IK 08 5J xx7 CE UK CA	LED			COL.	CODE *	
	W	LM	REAL LM			
	6	620	431		220-240 V	
					LL113014 <input type="checkbox"/> LL113015 <input type="checkbox"/> LL113016 <input type="checkbox"/> LL113017 <input type="checkbox"/>	

* Complete the CODE LED COLOUR N | 4000K 3 | 3000K 2 | 2700K

Kit composto dagli attuali codici LL113001N/3/2 + LB1130001/2/3/4 + LB1100022/G/E/K + LB1130006 | Kit consisting of the current codes LL113001N/3/2 + LB1130001/2/3/4 + LB1100022/G/E/K + LB1130006 | Kit composé des codes actuels LL113001N/3/2 + LB1130001/2/3/4 + LB1100022/G/E/K + LB1130006 | Kit compuesto por los actuales códigos LL113001N/3/2 + LB1130001/2/3/4 + LB1100022/G/E/K + LB1130006






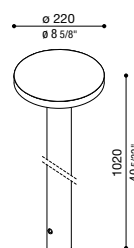
Kit 07 - Line 220 Post H500

IP66 IK 08 5J xx7 CE UK CA 	LED			COL. CODE *  LL113104□  LL113105□  LL113106□  LL113107□	
	W	LM	REAL LM		
	11	1200	730	⊕ ⊙ 220-240 V	

* Complete the CODE LED COLOUR N | 4000K 3 | 3000K 2 | 2700K

Kit composto dagli attuali codici LL113100N/3/2 + LB11112/G/E/K + LB1130006 | Kit consisting of the current codes LL113100N/3/2 + LB11112/G/E/K + LB1130006 | Kit composé des codes actuels LL113100N/3/2 + LB11112/G/E/K + LB1130006 | Kit compuesto por los actuales códigos LL113100N/3/2 + LB11112/G/E/K + LB1130006






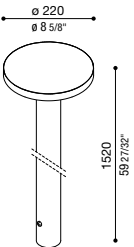
Kit 08 - Line 220 Post H1000

IP66 IK 08 5J xx7 CE UK CA 	LED			COL. CODE *  LL113138□  LL113139□  LL113140□  LL113141□	
	W	LM	REAL LM		
	11	1200	730	⊕ ⊙ 220-240 V	

* Complete the CODE LED COLOUR N | 4000K 3 | 3000K 2 | 2700K

Kit composto dagli attuali codici LL113100N/3/2 + LB1100012/G/E/K + LB1130006 | Kit consisting of the current codes LL113100N/3/2 + LB1100012/G/E/K + LB1130006 | Kit composé des codes actuels LL113100N/3/2 + LB1100012/G/E/K + LB1130006 | Kit compuesto por los actuales códigos LL113100N/3/2 + LB1100012/G/E/K + LB1130006

Kit 09 - Line 220 Post H1500

IP66 IK 08 5J xx7 CE UK CA 	LED			COL. CODE *  LL113108□  LL113109□  LL113110□  LL113111□	
	W	LM	REAL LM		
	11	1200	730	⊕ ⊙ 220-240 V	

* Complete the CODE LED COLOUR N | 4000K 3 | 3000K 2 | 2700K

Kit composto dagli attuali codici LL113100N/3/2 + LB1100022/G/E/K + LB1130006 | Kit consisting of the current codes LL113100N/3/2 + LB1100022/G/E/K + LB1130006 | Kit composé des codes actuels LL113100N/3/2 + LB1100022/G/E/K + LB1130006 | Kit compuesto por los actuales códigos LL113100N/3/2 + LB1100022/G/E/K + LB1130006

KIT LINE POST



KIT LINE POST



KIT LINE POST



STILL



Still






Palo diametro 60 mm in Bayblend senza basamento. Possibilità di installazione con o senza basamento. Anima interna in acciaio zincato per altezze da 2000 mm. I pali di altezza uguale e superiore a 2000 mm devono essere interrati di almeno 500 mm.

60 mm Bayblend pole without base. Possibility of installation with or without base. Galvanized steel inner pole from H 2000 mm. 2000 mm and higher poles must be underground by at least 500 mm.






Poteau de 60 mm en Bayblend sans socle. Possibilité d'installation avec ou sans socle. Noyau interne en acier galvanisé pour poteau à partir de h. 2000 mm. Les poteaux d'une hauteur de 2000 mm et plus doivent être enterrés à au moins 500 mm de profondeur.

Poste de 60 mm en Bayblend sin base. Posibilidad de instalación con o sin base. Núcleo interno en acero galvanizado para alturas de 2000 mm. Los postes con una altura de 2.000 mm o superior deben estar enterrados a una profundidad mínima de 500 mm.






H 160 mm

Col.	Code
	LB11033
	LB1103G
	LB1103E
	LB1103K
	LB11031






H 500 mm

Col.	Code
	LB11112
	LB1111G
	LB1111E
	LB1111K
	LB11111






H 1000 mm

Col.	Code
	LB1100012
	LB110001G
	LB110001E
	LB110001K
	LB110001W






H 1500 mm

Col.	Code
	LB1100022
	LB110002G
	LB110002E
	LB110002K
	LB1100021






H 2000 mm

Col.	Code
	LB1100032
	LB110003G
	LB110003E
	LB110003K
	LB1100031






H 2500 mm

Col.	Code
	LB1100042
	LB110004G
	LB110004E
	LB110004K
	LB1100041

H 3000 mm

Col.	Code
	LB1100052
	LB110005G
	LB110005E
	LB110005K
	LB1100051

H 3500 mm

Col.	Code
	LB1100062
	LB110006G
	LB110006E
	LB110006K
	LB1100061



FEATURES



Nero
Black
Noir
Negro

Corten

Grigio antracite
Grey anthracite
Gris anthracite
Gris antracita

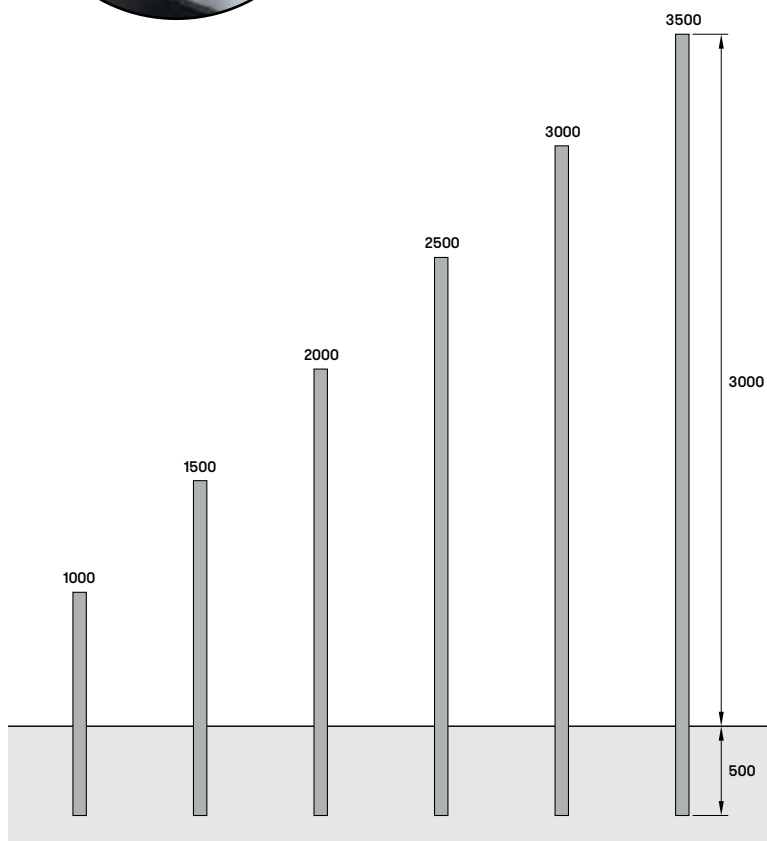
Grigio High Tech
Grey High Tech
Gris High Tech
Gris High Tech

Bianco RAL 9010
White RAL 9010
Blanc RAL 9010
Blanco RAL 9010



Anima interno palo in acciaio zincato per altezze da 2 m.

Galvanized steel inner pole from H 2 m.
Noyau interne en acier galvanisé pour poteau à partir de h. 2 m.
Poste interior de acero galvanizado a partir de h. 2m.



Colori disponibili.
Available colours.
Couleurs disponibles.
Colores disponibles.

Tappo Palo Still

Tappo in polietilene.

Cap for Post Still
Polyethylene cap.

Couvercle Poteau Still
Couvercle en polyéthylène.

Tapón Palo Still
Tapón de polietileno

CoL.	Code
	LB1100082
	LB110008G
	LB110008E
	LB110008K
	LB1100081

