




Flo



LED



indoor




Adatto per l'installazione a parete e soffitto. Plafone a singola emissione per applicazione indoor.
 Driver 220-240V integrato. Corpo in alluminio estruso, verniciato con resine di poliestere stabilizzate ai raggi UV.
 Diffusore in policarbonato opale antigraffio stabilizzato ai raggi UV. Pannello LGP in PMMA per la diffusione omogenea della luce. Bulloneria in acciaio zincato.
 Fissaggio tramite staffa in acciaio zincato e perni per molle a scatto.
 Completo di kit di sicurezza per il montaggio.
LED 4000K (N), 3000 K (3) e 2700 (2). Alimentazione diretta 220-240V.
Nessun rischio fotobiologico, RGO gruppo di rischio esente (EN62471).

ENG Suitable for wall and ceiling installation. Single emission lighting fixture for indoor application. Integrated 220-240V driver. Extruded aluminum body painted with UV stabilized polyester resins. Scratch-resistant opal polycarbonate diffuser stabilized to UV rays. PMMA LGP panel for homogeneous light diffusion. Galvanized steel screws. Fixing by bracket made of galvanized steel and pins for snap springs. with installation safety kit.
LED 4000K (N), 3000K (3) or 2700K (2). Integral ballast 220-240V. No risk of photobiological damage, RGO group (EN 2471).

FRA Également adapté pour l'installation au mur et au plafond. Luminaire à émission unique adaptée à l'application intérieure. Driver 220-240V intégré. Corps en aluminium extrudé, peint avec des résines en polyester stabilisées aux rayons UV. Diffuseur en polycarbonate opalin anti-rayures stabilisé aux rayons UV. Panneau LGP en PMMA pour une diffusion homogène de la lumière. Visserie en acier galvanisé. Fixation au moyen d'un support en acier galvanisé et de goupilles pour ressorts à déclic. Fourni avec un kit de sécurité pour le montage.
LED 4000K (N), 3000K (3) ou 2700K (2) (blanche chaud). LED Direct 220-240V. Pas de risque photobiologique, RGO groupe (EN62471).




Flo Q 150



Flo Q 300



Flo Q 500



Alimentazione diretta
 Direct power supply
 Alimentation directe



Dimmerabile
 Dimmable
 Dimmable


Flo T 300



Flo T 500




Flo R



Anni di garanzia sul circuito LED
 Years warranty on LED circuit
 Ans de garantie sur la source LED

Flo

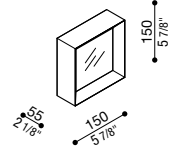




Flo

Flo Q 150

DIFF.
OPAL.

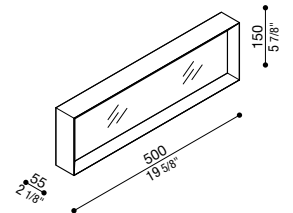


IP20 IK 06 1J xx3 (UK CRA)


LED	W	LM	REAL LM		COL.	CODE *	* LED COLOUR
10	900	481	220-240 V	☐	☐	LL134000☐	N 4000K 3 3000K, lm -5% 2 2700K, lm -5%
					▒	LL134001☐	
					■	LL134002☐	
					■	LL134003☐	
10	900	481	220-240 V DALI PUSH	☐	☐	LM134000☐	
					▒	LM134001☐	
					■	LM134002☐	
					■	LM134003☐	
10	900	481	220-240 V 1-10V	☐	☐	LD134000☐	
					▒	LD134001☐	
					■	LD134002☐	
					■	LD134003☐	

Flo R

DIFF.
OPAL.



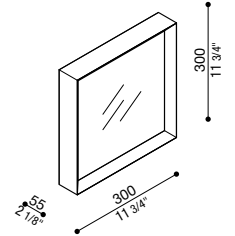
IP20 IK 06 1J xx3 (UK CRA)

LED	W	LM	REAL LM		COL.	CODE *	* LED COLOUR
39	4200	2184	220-240 V	☐	☐	LL134012☐	N 4000K 3 3000K, lm -5% 2 2700K, lm -5%
					▒	LL134013☐	
					■	LL134014☐	
					■	LL134015☐	
39	4200	2184	220-240 V DALI	☐	☐	LM134012☐	
					▒	LM134013☐	
					■	LM134014☐	
					■	LM134015☐	
39	4200	2184	220-240 V 1-10V PUSH	☐	☐	LD134012☐	
					▒	LD134013☐	
					■	LD134014☐	
					■	LD134015☐	
39 + LED 7W em.3H - 152lm	4200	2184	220-240 V 	☐	☐	LE134012☐	
					▒	LE134013☐	
					■	LE134014☐	
					■	LE134015☐	




Flo Q 300

DIFF.
OPAL.

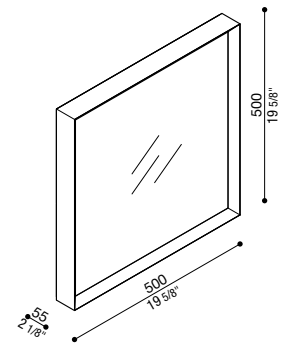


IP 20 IK 06 1J xx3 (UK CRA


LED	W	LM	REAL LM	COL.	CODE *	* LED COLOUR
30	2800	2169	⊕ ✓ 220-240 V	LL134004□	N 4000K 3 3000K, lm -5% 2 2700K, lm -5%	
				LL134005□		
				LL134006□		
				LL134007□		
30	2800	2169	⊕ ✓ 220-240 V DALI	LM134004□		
				LM134005□		
				LM134006□		
				LM134007□		
30	2800	2169	⊕ ✓ 220-240 V 1-10V PUSH	LD134004□		
				LD134005□		
				LD134006□		
				LD134007□		
30	2800	2169	⊕ ✓ 220-240 V 	LE134004□		
				LE134005□		
				LE134006□		
				LE134007□		

Flo Q 500





DIFF.
OPAL.



IP 20 IK 06 1J xx3 (UK CRA

LED	W	LM	REAL LM	COL.	CODE *	* LED COLOUR
39	4200	3247	⊕ ✓ 220-240 V	LL134008□	N 4000K 3 3000K, lm -5% 2 2700K, lm -5%	
				LL134009□		
				LL134010□		
				LL134011□		
39	4200	3247	⊕ ✓ 220-240 V 1-10V PUSH DALI	LD134008□		
				LD134009□		
				LD134010□		
				LD134011□		
39	4200	3247	⊕ ✓ 220-240 V 	LE134008□		
				LE134009□		
				LE134010□		
				LE134011□		

Finishing

 Bianco RAL 9003 White RAL 9003 Blanc RAL 9003	 Dark Grey RAL 7021 Dark Grey RAL 7021 Gris Foncé RAL 7021
 Light Grey RAL 7044 Light Grey RAL 7044 Gris Pale RAL 7044	 Gold Gold Gold

* Led colour

- N 4000K
- 3 3000K, lm -5%
- 2 2700K, lm -5%

Completa il codice
sostituendo al quadrato rosso la lettera o il numero corrispondente alla temperatura colore scelta.

Complete the code
by replacing the red box with the letter or number corresponding to the selected colour temperature.

Compléter le code
en remplaçant le carré rouge par la lettre ou le numéro correspondant à la sélection de température couleur.

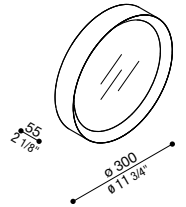
✓ **Alimentatore integrato**
Integrated driver
Alimentation intégrée

Flo

Flo T 300

IP 20 IK 06 1J xx3 (UK CA)

DIFF.
OPAL.

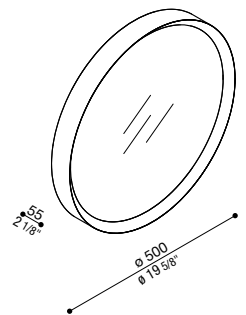


LED	W	LM	REAL LM		COL.	CODE *	* LED COLOUR
30	2800	2136	220-240 V	☑	LL134016	☑	N 4000K 3 3000K, lm -5% 2 2700K, lm -5%
					LL134017		
					LL134018		
					LL134019		
30	2800	2136	220-240 V DALI	☑	LM134016	☑	
					LM134017		
					LM134018		
					LM134019		
30	2800	2136	220-240 V 1-10V PUSH	☑	LD134016	☑	
					LD134017		
					LD134018		
					LD134019		
30	2800	2136	220-240 V 3H	☑	LE134016	☑	
					LE134017		
					LE134018		
					LE134019		

Flo T 500





IP 20 IK 06 1J xx3 (UK CA)

DIFF.
OPAL.



LED	W	LM	REAL LM		COL.	CODE *	* LED COLOUR
45	4200	3517	220-240 V	☑	LL134020	☑	N 4000K 3 3000K, lm -5% 2 2700K, lm -5%
					LL134021		
					LL134022		
					LL134023		
45	4200	3517	220-240 V 1-10V PUSH DALI	☑	LD134020	☑	
					LD134021		
					LD134022		
					LD134023		
45	4200	3517	220-240 V 3H	☑	LE134020	☑	
					LE134021		
					LE134022		
					LE134023		

Finishing

	Bianco RAL 9003 White RAL 9003 Blanc RAL 9003		Dark Grey RAL 7021 Dark Grey RAL 7021 Gris Foncé RAL 7021
	Light Grey RAL 7044 Light Grey RAL 7044 Gris Pale RAL 7044		Gold Gold Gold

* Led colour

- N 4000K
- 3 3000K, lm -5%
- 2 2700K, lm -5%

Completa il codice
sostituendo al quadrato rosso la lettera o il numero corrispondente alla temperatura colore scelta.

Complete the code
by replacing the red box with the letter or number corresponding to the selected colour temperature.


Compléter le code
en remplaçant le carré rouge par la lettre ou le numéro correspondant à la sélection de température couleur.

☑ **Alimentatore integrato**
Integrated driver
Alimentation intégrée



Flo





Versioni disponibili.
Available versions.
Versions disponibles.

Flo



FLO Q150



FLO R



FLOT 300




FLOT 500



FLOT 500

Flo



FLO Q 300



FLO Q 500



FLO Q 300

Flo



