



DELTA



- ↘ Delta 0 Simmetrico
- ↘ Delta 0 Asimmetrico
- ↘ Delta 0 Soft
- ↘ Delta 0 Arc
- ↘ Delta 1 Simmetrico
- ↘ Delta 1 Asimmetrico
- ↘ Delta 1 Circular
- ↘ Delta 1 Arc

- ↘ Delta 2 Simmetrico
- ↘ Delta 2 Asimmetrico
- ↘ Delta 2 Circular
- ↘ Delta 2 Arc
- ↘ Delta 3 Simmetrico
- ↘ Delta 3 Asimmetrico
- ↘ Delta 3 Circular
- ↘ Delta 3 Arc

DELTA

NEW

The range



DELTA 0



DELTA 1



DELTA 2



DELTA 3

DELTA 0

Installazione

Installation
Installation
Instalación

Terra - Parete - Soffitto

Ground - Wall - Ceiling
Sol - Mur - Plafond
Suelo - Pared - Techo

Materiali

Materials
Materiali
Materiales

Materiale Corpo: Alluminio | Tipo di diffusore: Vetro | Trattamento: Bordo Mare

Material: Aluminium | Diffuser type: Glass | Treatment: Sea Treatment
Matériel du corps: Aluminium | Type de diffuseur: Verre | Traitement: Bord de Mer
Material del cuerpo: Aluminio | Tipo de difusor: Cristal | Tratamiento: Tratamiento marino

Alimentazione

Power supply
Alimentation
Alimentación

220-240 V

Versioni

Versions
Versions
Versiones

DALI2



DELTA 0
SIMMETRICO



DELTA 0
ASIMMETRICO



DELTA 0
SOFT



DELTA 0
ARC



Scopri la gamma
Discover the range
Découvrez la gamme
Descubre la gama

COLOURS



White RAL 9010



Grey High Tech RAL 9006




















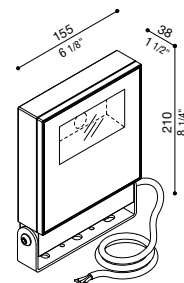
Corten



Black RAL 9005

Delta 0 Simmetrico


















IP66 IK 08 5J xx7 CE UK CA	LED			COL.	CODE *
	W	LM MAX.	REAL LM MAX.		
	20	2.500	2319	⊕ ⊙ 220-240 V	 LL15401WS1□
					 LL15401GS1□
					 LL15401KS1□
					 LL15401BS1□
20	2.500	2319	⊕ ⊙ 220-240 V DALI2	 LM15401WS1□	
				 LM15401GS1□	
				 LM15401KS1□	
				 LM15401BS1□	
30	4.200	3848	⊕ ⊙ 220-240 V	 LL15402WS1□	
				 LL15402GS1□	
				 LL15402KS1□	
				 LL15402BS1□	
30	4.200	3848	⊕ ⊙ 220-240 V DALI2	 LM15402WS1□	
				 LM15402GS1□	
				 LM15402KS1□	
				 LM15402BS1□	

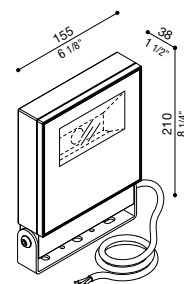


* Complete the CODE □ LED COLOUR 5 | 5700K N | 4000K 3 | 3000K 2 | 2700K 1 | 2200K

Fornito con cavo 0,7m H05RN-F. | Supplied with 0.7m H05RN-F cable. | Fourni avec un câble H05RN-F de 0,7 m. | Se suministra con cable H05RN-F de 0,7 m.

Delta 0 Asimmetrico





























IP66 IK 08 5J xx7 CE UK CA	LED			COL.	CODE *
	W	LM MAX.	REAL LM MAX.		
	20	2.500	2270	⊕ ⊙ 220-240 V	 LL15401WA1□
					 LL15401GA1□
					 LL15401KA1□
					 LL15401BA1□
20	2.500	2270	⊕ ⊙ 220-240 V DALI2	 LM15401WA1□	
				 LM15401GA1□	
				 LM15401KA1□	
				 LM15401BA1□	
30	4.200	3766	⊕ ⊙ 220-240 V	 LL15402WA1□	
				 LL15402GA1□	
				 LL15402KA1□	
				 LL15402BA1□	
30	4.200	3766	⊕ ⊙ 220-240 V DALI2	 LM15402WA1□	
				 LM15402GA1□	
				 LM15402KA1□	
				 LM15402BA1□	

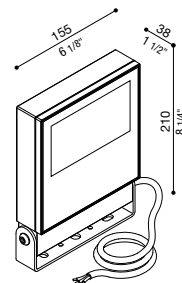


* Complete the CODE □ LED COLOUR 5 | 5700K N | 4000K 3 | 3000K 2 | 2700K 1 | 2200K

Fornito con cavo 0,7m H05RN-F. | Supplied with 0.7m H05RN-F cable. | Fourni avec un câble H05RN-F de 0,7 m. | Se suministra con cable H05RN-F de 0,7 m.

Delta 0 Soft

IP66 IK 08 5J xx7 CE UK E5	LED			COL.	CODE *
	W	LM MAX.	REAL LM MAX.		
	20	2.500	1247	  220-240 V	 LL15401WSF□
					 LL15401GSF□
					 LL15401KSF□
					 LL15401BSF□
	20	2.500	1247	  220-240 V DALI2	 LM15401WSF□
					 LM15401GSF□
					 LM15401KSF□
					 LM15401BSF□
	30	4.200	2069	  220-240 V	 LL15402WSF□
					 LL15402GSF□
					 LL15402KSF□
					 LL15402BSF□
	30	4.200	2069	  220-240 V DALI2	 LM15402WSF□
					 LM15402GSF□
					 LM15402KSF□
					 LM15402BSF□



* Complete the CODE □ LED COLOUR 5 | 5700K N | 4000K 3 | 3000K 2 | 2700K 1 | 2200K

Fornito con cavo 0,7m H05RN-F. | Supplied with 0.7m H05RN-F cable. | Fourni avec un câble H05RN-F de 0,7 m. | Se suministra con cable H05RN-F de 0,7 m.



A richiesta, disponibili versioni con vetro colorato: rosso, verde, giallo e bianco.

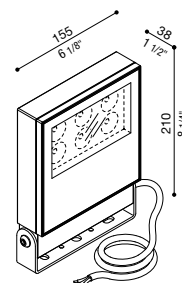
On request, versions with colored glass available: red, green, yellow and white.

Sur demande, des versions avec verre coloré sont disponibles: rouge, vert, jaune et blanc.

Bajo pedido, versiones de cristal de colores: rojo, verde, amarillo y blanco.

Delta 0 Arc

IP66 IK 08 5J xx7 CE UK E5	LED			COL.	CODE *
	W	LM	REAL LM		
	MAX.	MAX.			
	10	900	636	⊕ ⊙ 220-240 V	LL15403W□□ LL15403G□□ LL15403K□□ LL15403B□□
	10	900	636	⊕ ⊙ 220-240 V DALI2	LM15403W□□ LM15403G□□ LM15403K□□ LM15403B□□
	20	1.400	993	⊕ ⊙ 220-240 V	LL15404W□□ LL15404G□□ LL15404K□□ LL15404B□□
	20	1.400	993	⊕ ⊙ 220-240 V DALI2	LM15404W□□ LM15404G□□ LM15404K□□ LM15404B□□



* Complete the CODE
 ○ OPTIC RS | 4° ME | 15° WI | 30° WW | 50° EP | 8° X 50° EV | 50° X 8°
 □ LED COLOUR N | 4000K 3 | 3000K 2 | 2700K 1 | 2200K

Fornito con cavo 0,7m H05RN-F. | Supplied with 0.7m H05RN-F cable. | Fourni avec un câble H05RN-F de 0,7 m. | Se suministra con cable H05RN-F de 0,7 m.



Ottica ARC.
 ARC optic.
 Optique ARC.
 Óptica ARC.





Sbraccio Delta 0

Bracket Delta 0





Bras Delta 0

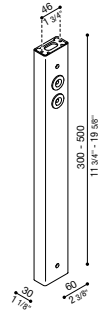
Brazo Delta 0

Sbraccio 300mm Delta 0

Col.	Code
	LB154004W
	LB154004G
	LB154004K
	LB154004B

Sbraccio 500mm Delta 0

Col.	Code
	LB154005W
	LB154005G
	LB154005K
	LB154005B



Ganascia Delta per palo Ø60mm

Non adatto per Delta 3. Non idoneo per installazione su palo Still.

Delta side adapter for post Ø60mm





Not suitable for Delta 3 and for installation on Still posts.

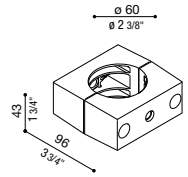
Adaptateur latéral Delta pour poteau Ø60mm

Ne convient pas pour Delta 3 et pour l'installation sur des poteaux Still.

Adaptador lateral Delta para poste Ø60 mm

No apto para Delta 3 ni para instalación en postes Still.

Col.	Code
	LB154000W
	LB154000G
	LB154000K
	LB154000B



Accessorio giardino

Accessorio da giardino realizzato in materiale termoplastico. Adatto per uso esterno, idoneo per installazione a terra.

Garden accessory

Thermoplastic garden accessory. Suitable for outdoor use and ground application.

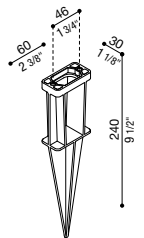
Accessoire de jardin

Accessoire de jardin en matériau thermoplastique. Également adapté à l'usage à l'extérieur. Convient pour une utilisation au sol.

Accesório para jardim

Accesorio de jardín de material termoplástico. Adecuado para el uso al exteriores. Idóneo para instalación en el suelo.

Col.	Code
	LB1150035



Connettore maschio/femmina 5 poli DALI

Accessorio IP66/IP68 per la connessione di due prodotti in serie DALI. Adatto per cavo ø7/13,5.

5-pin male/female connector DALI

Accessory IP66/IP68 for connecting two products in series DALI. Suitable for ø7/13,5 cable.

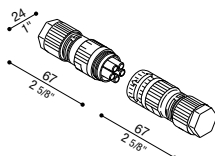
Connecteur mâle/femelle à 5 broches DALI

Accessoire IP66/IP68 pour connecter deux produits en série DALI. Convient pour un câble ø7/13,5.

Conector macho/hembra de 5 polos DALI

Accesorio IP66/IP68 para conectar dos productos en serie DALI. Adecuado para cable ø7/13,5.

Col.	Code
	LB156002



Morsettiera coassiale 3 poli

Morsettiera coassiale a 3 poli, IP68, per cavo ø 7/12 mm.

3-pole coaxial terminal block

3-pole coaxial terminal block, IP68, for cable ø 7/12 mm.

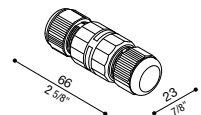
Bornier coaxial à 3 pôles

Bornier coaxial à 3 pôles, IP68, pour câble ø 7/12 mm.

Bloque de terminales coaxiales de 3 polos


Bloque de terminales coaxiales de 3 polos, IP68, para cable ø 7/12 mm.


Col.	Code
	LB11293





DELTA 0 ASIMMETRICO







FEATURES



Delta 0 con accessorio Sbraccio.

Delta 0 with Bracket accessory.

Delta 0 avec accessoire Bras.

Delta 0 con accesorio Brazo.



Colori disponibili.

Available colours.

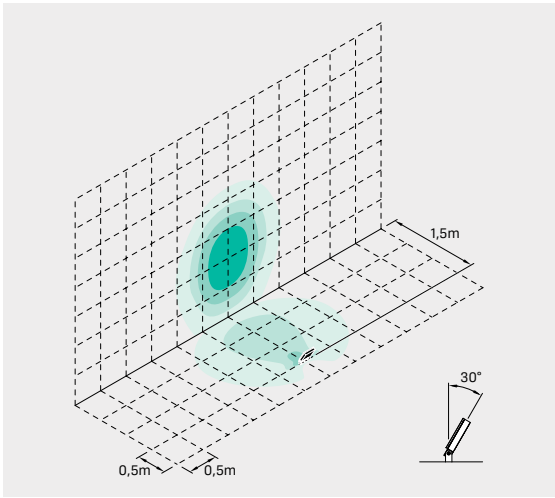

Couleurs disponibles.

Colores disponibles.

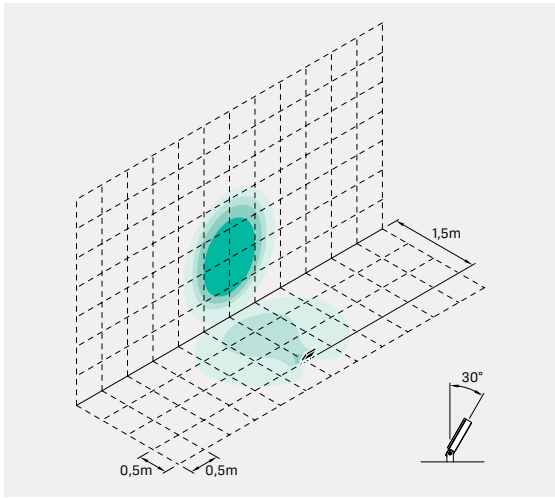


FEATURES

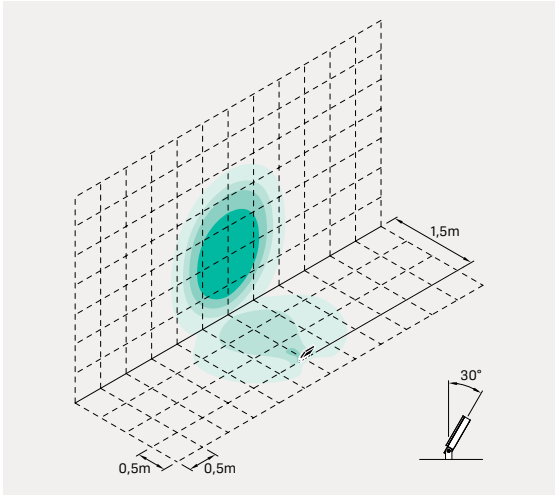
Fasci luminosi
Light beams
Faisceaux lumineux
Haces luminosas



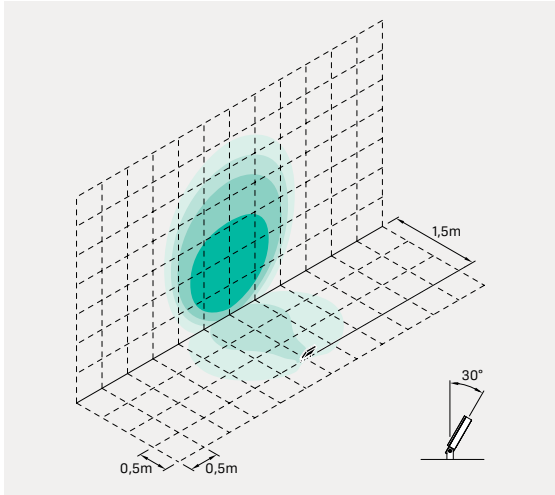
RS 4° DELTA 0 ARC 19W



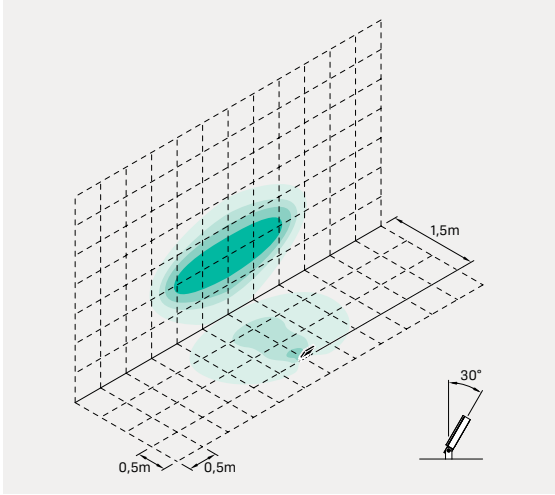
ME 15° DELTA 0 ARC 19W



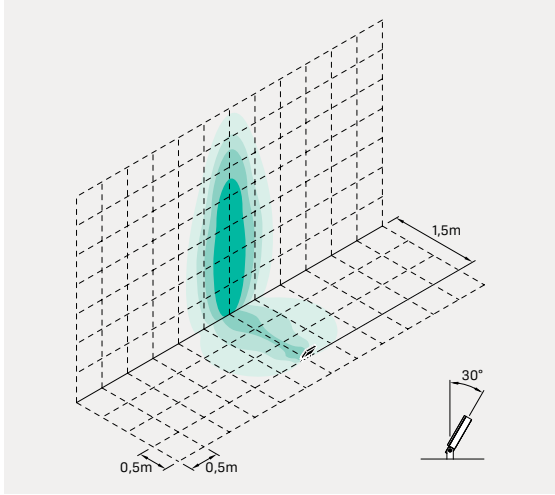
WI 30° DELTA 0 ARC 19W



WW 50° DELTA 0 ARC 19W



EP 8°X50° DELTA 0 ARC 19W



EV 50°X8° DELTA 0 ARC 19W

DELTA 1

Installazione

Installation
Installation
Instalación

Terra - Parete - Soffitto

Ground - Wall - Ceiling
Sol - Mur - Plafond
Suelo - Pared - Techo

Materiali

Materials
Materiali
Materiales

Materiale Corpo: Alluminio | Tipo di diffusore: Vetro | Trattamento: Bordo Mare

Material: Aluminium | Diffuser type: Glass | Treatment: Sea Treatment
Matériel du corps: Aluminium | Type de diffuseur: Verre | Traitement: Bord de Mer
Material del cuerpo: Aluminio | Tipo de difusor: Cristal | Tratamiento: Tratamiento marino

Alimentazione

Power supply
Alimentation
Alimentación

220-240 V

Versioni

Versions
Versions
Versiones

DALI2



DELTA 1
SIMMETRICO



DELTA 1
ASIMMETRICO



DELTA 1
CIRCULAR

NEW



DELTA 1
ARC



Scopri la gamma
Discover the range
Découvrez la gamme
Descubre la gama

COLOURS



White RAL 9010



Grey High Tech RAL 9006










































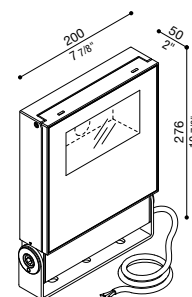
Corten



Black RAL 9005

Delta 1 Simmetrico

IP66 IK 08 5J xx7 CE UK E5	LED			COL.	CODE *
	W	LM MAX.	REAL LM MAX.		
	40	6.300	5800	  220-240 V	 LL15411WS1□
					 LL15411GS1□
					 LL15411KS1□
					 LL15411BS1□
	40	6.300	5800	  220-240 V DALI2	 LM15411WS1□
					 LM15411GS1□
 LM15411KS1□					
 LM15411BS1□					
50	7.500	6965	  220-240 V	 LL15412WS1□	
				 LL15412GS1□	
				 LL15412KS1□	
				 LL15412BS1□	
50	7.500	6965	  220-240 V DALI2	 LM15412WS1□	
				 LM15412GS1□	
				 LM15412KS1□	
				 LM15412BS1□	
20	3.200	2953	  220-240 V 	 LS15411WS1□	
				 LS15411GS1□	
				 LS15411KS1□	
				 LS15411BS1□	
30	4.400	4066	  220-240 V 	 LS15412WS1□	
				 LS15412GS1□	
				 LS15412KS1□	
				 LS15412BS1□	






























* Complete the CODE □ LED COLOUR 5 | 5700K N | 4000K 3 | 3000K 2 | 2700K 1 | 2200K

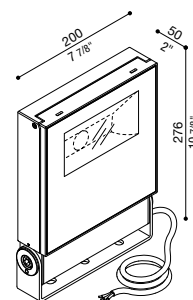
Versione on-off: cavo 0,7m H05RN-F. Versione DALI: cavo 0,7m H07RN-F. | On-off version cable: 0,7m H05RN-F. Cable DALI version: 0,7m H07RN-F. | Câble version on-off : 0,7m H05RN-F. Câble version DALI : 0,7m H07RN-F. | Cable versión on-off: 0,7m H05RN-F. Cable versión DALI: 0,7m H07RN-F.

DELTA 1 CIRCULAR




Delta 1 Asimmetrico

IP66 IK 08 5J xx7 CE UK E5	LED			COL.	CODE *
	W	LM MAX.	REAL LM MAX.		
	40	6.300	5676	⊕ ⊙ 220-240 V	 LL15411WA1□
					 LL15411GA1□
					 LL15411KA1□
					 LL15411BA1□
	40	6.300	5676	⊕ ⊙ 220-240 V DALI2	 LM15411WA1□
					 LM15411GA1□
 LM15411KA1□					
 LM15411BA1□					
50	7.500	6815	⊕ ⊙ 220-240 V	 LL15412WA1□	
				 LL15412GA1□	
				 LL15412KA1□	
				 LL15412BA1□	
50	7.500	6815	⊕ ⊙ 220-240 V DALI2	 LM15412WA1□	
				 LM15412GA1□	
				 LM15412KA1□	
				 LM15412BA1□	
20	3.200	2889	⊕ ⊙ 220-240 V 	 LS15411WA1□	
				 LS15411GA1□	
				 LS15411KA1□	
				 LS15411BA1□	
30	4.400	3979	⊕ ⊙ 220-240 V 	 LS15412WA1□	
				 LS15412GA1□	
				 LS15412KA1□	
				 LS15412BA1□	



* Complete the CODE □ LED COLOUR 5 | 5700K N | 4000K 3 | 3000K 2 | 2700K 1 | 2200K

Versione on-off: cavo 0,7m H05RN-F. Versione DALI: cavo 0,7m H07RN-F. | On-off version cable: 0,7m H05RN-F. Cable DALI version: 0,7m H07RN-F. | Câble version on-off : 0,7m H05RN-F. Câble version DALI : 0,7m H07RN-F. | Cable versión on-off: 0,7m H05RN-F. Cable versión DALI: 0,7m H07RN-F.

 Disponibile versione corridor function. Funzione a risparmio energetico che permette di configurare un profilo di illuminazione su due livelli. Il prodotto funziona costantemente ad un'intensità luminosa ridotta, raggiungendo la massima efficienza al passaggio, tramite un sensore di prossimità. | Available version corridor function. Energy saving function that allows 2 different levels of lighting configuration. The product constantly works at a reduced intensity and thanks to a movement detector, luminous intensity is automatically increased at passage. | Disponible version corridor function. Fonction d'économie d'énergie qui vous permet de configurer un profil d'éclairage sur deux niveaux. Le produit fonctionne constamment à une intensité lumineuse réduite, atteignant une efficacité maximale au passage, grâce à un détecteur de proximité. | Versión con sensor de pasillo disponible. Función de ahorro de energía que permite configurar un perfil de iluminación de dos niveles. El producto funciona constantemente a una intensidad luminosa reducida, alcanzando la máxima eficacia al pasar, mediante un sensor de proximidad.



















A richiesta, disponibili versioni con vetro colorato: rosso, verde, giallo e bianco.

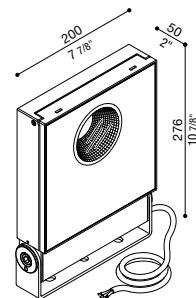
On request, versions with colored glass available: red, green, yellow and white.

Sur demande, des versions avec verre coloré sont disponibles: rouge, vert, jaune et blanc.

Bajo pedido, versiones de cristal de colores: rojo, verde, amarillo y blanco.

Delta 1 Circular

IP66 IK 08 5J xx7 CE UK Eurasian	LED			COL.	CODE *
	W	LM MAX.	REAL LM MAX.		
	40	6.300	5395	⊕ ⊙ 220-240 V	 LL15411WC1□
					 LL15411GC1□
					 LL15411KC1□
					 LL15411BC1□
	40	6.300	5395	⊕ ⊙ 220-240 V DALI2	 LM15411WC1□
					 LM15411GC1□
					 LM15411KC1□
					 LM15411BC1□
	50	7.500	6478	⊕ ⊙ 220-240 V	 LL15412WC1□
					 LL15412GC1□
					 LL15412KC1□
					 LL15412BC1□
	50	7.500	6478	⊕ ⊙ 220-240 V DALI2	 LM15412WC1□
					 LM15412GC1□
					 LM15412KC1□
					 LM15412BC1□



























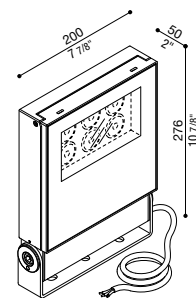
* Complete the CODE □ LED COLOUR 5 | 5700K N | 4000K 3 | 3000K 2 | 2700K 1 | 2200K

Versione on-off: cavo 0,7m H05RN-F. Versione DALI: cavo 0,7m H07RN-F. | On-off version cable: 0,7m H05RN-F. Cable DALI version: 0,7m H07RN-F. | Câble version on-off : 0,7m H05RN-F. Câble version DALI : 0,7m H07RN-F. | Cable versión on-off: 0,7m H05RN-F. Cable versión DALI: 0,7m H07RN-F.

Delta 1 Arc



IP66 IK 08 5J xx7 CE UK Eurasian	LED			COL.	CODE *
	W	LM MAX.	REAL LM MAX.		
	25	3.100	2.462	⊕ ⊙ 220-240 V	 LL15413W□
					 LL15413G□
					 LL15413K□
					 LL15413B□
	25	3.100	2.462	⊕ ⊙ 220-240 V DALI2	 LM15413W□
					 LM15413G□
					 LM15413K□
					 LM15413B□
	40	4.500	3.463	⊕ ⊙ 220-240 V	 LL15414W□
					 LL15414G□
					 LL15414K□
					 LL15414B□
	40	4.500	3.463	⊕ ⊙ 220-240 V DALI2	 LM15414W□
					 LM15414G□
					 LM15414K□
					 LM15414B□
	50	5.500	4.452	⊕ ⊙ 220-240 V	 LL15415W□
					 LL15415G□
					 LL15415K□
					 LL15415B□
	50	5.500	4.452	⊕ ⊙ 220-240 V DALI2	 LM15415W□
					 LM15415G□
					 LM15415K□
					 LM15415B□



* Complete the CODE □ OPTIC SS | 10° ME | 20° WI | 30° WW | 40° EP | 20° X 40° EV | 40° X 20° □ LED COLOUR N | 4000K 3 | 3000K 2 | 2700K 1 | 2200K

Versione on-off: cavo 0,7m H05RN-F. Versione DALI: cavo 0,7m H07RN-F. | On-off version cable: 0,7m H05RN-F. Cable DALI version: 0,7m H07RN-F. | Câble version on-off : 0,7m H05RN-F. Câble version DALI : 0,7m H07RN-F. | Cable versión on-off: 0,7m H05RN-F. Cable versión DALI: 0,7m H07RN-F.

Ganascia Delta per palo Ø60mm

Non adatto per Delta 3. Non idoneo per installazione su palo Still.

Delta side adapter for post Ø60mm





Not suitable for Delta 3 and for installation on Still posts.

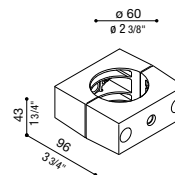
Adaptateur latéral Delta pour poteau Ø60mm

Ne convient pas pour Delta 3 et pour l'installation sur des poteaux Still.

Adaptador lateral Delta para poste Ø60 mm

No apto para Delta 3 ni para instalación en postes Still.

Col.	Code
	LB154000W
	LB154000G
	LB154000K
	LB154000B



Testapalo Delta 1 per palo Ø60mm

Adatto per l'installazione di un singolo prodotto. Non adatto per pali Still.

Delta 1 post head adapter for Ø60mm pole





Suitable for single product installation. Not suitable for Still poles.

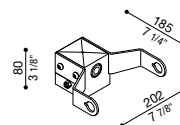
Adaptateur de tête de poteau Delta 1 pour poteau Ø60mm

Convient à l'installation d'un seul produit. Ne convient pas aux poteaux Still.

Adaptador de poste Delta 1 para poste de Ø60mm

Adecuado para la instalación de un solo producto. No apto para postes Still.

Col.	Code
	LB154001W
	LB154001G
	LB154001K
	LB154001B



Doppio testapalo Delta 1 per palo Ø60mm

Adatto per l'installazione di due prodotti. Non adatto per pali Still.

Delta 1 double post head adapter for Ø60mm post





Suitable for installation of two products. Not suitable for Still poles.

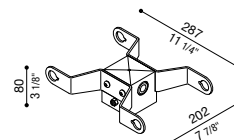
Adaptateur double tête de poteau Delta 1 pour poteau Ø60mm

Convient pour l'installation de deux produits. Ne convient pas aux poteaux Still.

Adaptador de poste doble Delta 1 para poste de Ø60 mm

Adecuado para la instalación de dos productos. No apto para postes Still.

Col.	Code
	LB154011W
	LB154011G
	LB154011K
	LB154011B





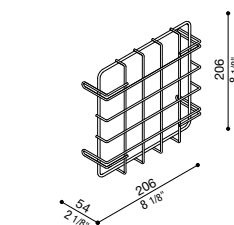
Griglia Delta 1

Grid for Delta 1

Grille pour Delta 1

Rejilla para Delta 1

Col.	Code
	LB154006B
	LB154006Z



Connettore maschio/femmina 5 poli DALI

Accessorio IP66/IP68 per la connessione di due prodotti in serie DALI. Adatto per cavo ø7/13,5.

5-pin male/female connector DALI

Accessory IP66/IP68 for connecting two products in series DALI. Suitable for ø7/13,5 cable.

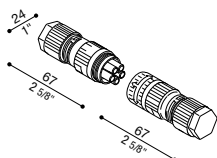
Connecteur mâle/femelle à 5 broches DALI

Accessoire IP66/IP68 pour connecter deux produits en série DALI. Convient pour un câble ø7/13,5.

Conector macho/hembra de 5 polos DALI

Accesorio IP66/IP68 para conectar dos productos en serie DALI. Adecuado para cable ø7/13,5.

Col.	Code
	LB156002



Morsettiera coassiale 3 poli

Morsettiera coassiale a 3 poli, IP68, per cavo ø 7/12 mm.

3-pole coaxial terminal block

3-pole coaxial terminal block, IP68, for cable ø 7/12 mm.

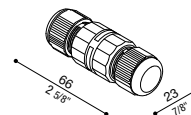
Bornier coaxial à 3 pôles

Bornier coaxial à 3 pôles, IP68, pour câble ø 7/12 mm.

Bloque de terminales coaxiales de 3 polos

Bloque de terminales coaxiales de 3 polos, IP68, para cable ø 7/12 mm.

Col.	Code
	LB11293



Morsettiera lineare a 3 vie

Morsettiera lineare a 3 vie a 3 poli, IP68, per cavo \varnothing 7/13,5 mm.

3 way linear terminal block

3-way 3-pole linear terminal block, IP68, for cable \varnothing 7/13.5 mm.

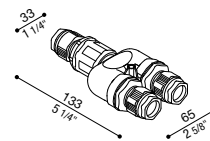
Bornier linéaire 3 voies

Bornier linéaire 3 voies à 3 pôles, IP68, pour câble diam. 7/13,5 mm

Caja de bornes lineal de 3 vías

Caja de bornes lineal de 3 vías y de 3 polos, IP68, para cable con \varnothing 7/13,5 mm.

Col.	Code
	LB11294



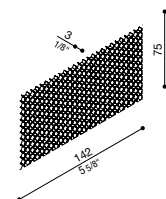
Honeycomb Delta 1 ARC

Honeycomb Delta 1 ARC

Honeycomb Delta 1 ARC

Honeycomb Delta 1 ARC

Col.	Code
	LB154014B



HONEYCOMB

DELTA 1 ASIMMETRICO



DELTA 1 CIRCULAR



DELTA 2

Installazione

Installation
Installation
Instalación

Terra - Parete - Soffitto

Ground - Wall - Ceiling
Sol - Mur - Plafond
Suelo - Pared - Techo

Materiali

Materials
Materiali
Materiales

Materiale Corpo: Alluminio | Tipo di diffusore: Vetro | Trattamento: Bordo Mare

Material: Aluminium | Diffuser type: Glass | Treatment: Sea Treatment
Matériel du corps: Aluminium | Type de diffuseur: Verre | Traitement: Bord de Mer
Material del cuerpo: Aluminio | Tipo de difusor: Cristal | Tratamiento: Tratamiento marino

Alimentazione

Power supply
Alimentation
Alimentación

220-240 V

Versioni

Versions
Versions
Versiones

DALI2



DELTA 2
SIMMETRICO



DELTA 2
ASIMMETRICO



DELTA 2
CIRCULAR



DELTA 2
ARC

NEW



Scopri la gamma
Discover the range
Découvrez la gamme
Descubre la gama

COLOURS



White RAL 9010



Grey High Tech RAL 9006








































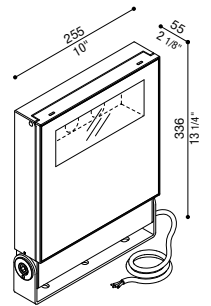
Corten



Black RAL 9005

Delta 2 Simmetrico


IP66 IK 08 5J xx7 CE UK E5	LED			COL.	CODE *
	W	LM MAX.	REAL LM MAX.		
	75	12.500	11.463	  220-240 V	 LL15421WS1□
					 LL15421GS1□
					 LL15421KS1□
					 LL15421BS1□
	75	12.500	11.463	  220-240 V DALI2	 LM15421WS1□
					 LM15421GS1□
 LM15421KS1□					
 LM15421BS1□					
100	15.000	13.643	  220-240 V	 LL15422WS1□	
				 LL15422GS1□	
				 LL15422KS1□	
				 LL15422BS1□	
100	15.000	13.643	  220-240 V DALI2	 LM15422WS1□	
				 LM15422GS1□	
				 LM15422KS1□	
				 LM15422BS1□	
120	17.500	16.052	  220-240 V	 LL15423WS1□	
				 LL15423GS1□	
				 LL15423KS1□	
				 LL15423BS1□	
120	17.500	16.052	  220-240 V DALI2	 LM15423WS1□	
				 LM15423GS1□	
				 LM15423KS1□	
				 LM15423BS1□	

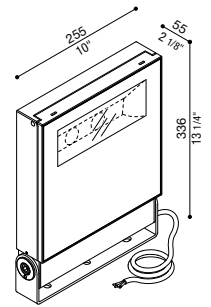


* Complete the CODE □ LED COLOUR 5 | 5700K N | 4000K 3 | 3000K 2 | 2700K 1 | 2200K

Versione on-off: cavo 0,7m H05RN-F. Versione DALI: cavo 0,7m H07RN-F. | On-off version cable: 0,7m H05RN-F. Cable DALI version: 0,7m H07RN-F. | Câble version on-off : 0,7m H05RN-F. Câble version DALI : 0,7m H07RN-F. | Cable versión on-off: 0,7m H05RN-F. Cable versión DALI: 0,7m H07RN-F.

Delta 2 Asimmetrico

IP66 IK 08 5J xx7 CE UK Eurasian	LED			COL.	CODE *
	W	LM MAX.	REAL LM MAX.		
	75	12.500	11.217	220-240 V	LL15421WA1□
					LL15421GA1□
					LL15421KA1□
					LL15421BA1□
	75	12.500	11.217	220-240 V DALI2	LM15421WA1□
					LM15421GA1□
LM15421KA1□					
LM15421BA1□					
100	15.000	3.350	220-240 V	LL15422WA1□	
				LL15422GA1□	
				LL15422KA1□	
				LL15422BA1□	
100	15.000	13.350	220-240 V DALI2	LM15422WA1□	
				LM15422GA1□	
				LM15422KA1□	
				LM15422BA1□	
120	17.500	15.707	220-240 V	LL15423WA1□	
				LL15423GA1□	
				LL15423KA1□	
				LL15423BA1□	
120	17.500	15.707	220-240 V DALI2	LM15423WA1□	
				LM15423GA1□	
				LM15423KA1□	
				LM15423BA1□	



* Complete the CODE □ LED COLOUR 5 | 5700K N | 4000K 3 | 3000K 2 | 2700K 1 | 2200K

Versione on-off: cavo 0,7m H05RN-F. Versione DALI: cavo 0,7m H07RN-F. | On-off version cable: 0,7m H05RN-F. Cable DALI version: 0,7m H07RN-F. | Câble version on-off : 0,7m H05RN-F. Câble version DALI : 0,7m H07RN-F. | Cable versión on-off: 0,7m H05RN-F. Cable versión DALI: 0,7m H07RN-F.



A richiesta, disponibili versioni con vetro colorato: rosso, verde, giallo e bianco.

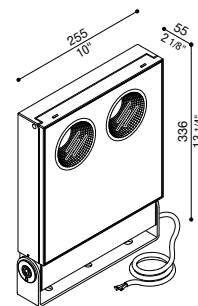
On request, versions with colored glass available: red, green, yellow and white.

Sur demande, des versions avec verre coloré sont disponibles: rouge, vert, jaune et blanc.

Bajo pedido, versiones de cristal de colores: rojo, verde, amarillo y blanco.

Delta 2 Circular

IP66 IK 08 5J xx7 CE UK CA	LED			COL.	CODE *
	W	LM MAX.	REAL LM MAX.		
75	12.500	10.662	⊕ ⊙ 220-240 V		LL15421WC1□
					LL15421GC1□
					LL15421KC1□
					LL15421BC1□
75	12.500	10.662	⊕ ⊙ 220-240 V DALI2		LM15421WC1□
					LM15421GC1□
					LM15421KC1□
					LM15421BC1□
100	15.000	12.690	⊕ ⊙ 220-240 V		LL15422WC1□
					LL15422GC1□
					LL15422KC1□
					LL15422BC1□
100	15.000	12.690	⊕ ⊙ 220-240 V DALI2		LM15422WC1□
					LM15422GC1□
					LM15422KC1□
					LM15422BC1□
120	17.500	14.930	⊕ ⊙ 220-240 V		LL15423WC1□
					LL15423GC1□
					LL15423KC1□
					LL15423BC1□
120	17.500	14.930	⊕ ⊙ 220-240 V DALI2		LM15423WC1□
					LM15423GC1□
					LM15423KC1□
					LM15423BC1□



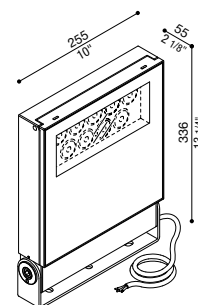
* Complete the CODE □ LED COLOUR 5 | 5700K N | 4000K 3 | 3000K 2 | 2700K 1 | 2200K

Versione on-off: cavo 0,7m H05RN-F. Versione DALI: cavo 0,7m H07RN-F. | On-off version cable: 0,7m H05RN-F. Cable DALI version: 0,7m H07RN-F. | Câble version on-off : 0,7m H05RN-F. Câble version DALI : 0,7m H07RN-F. | Cable versión on-off: 0,7m H05RN-F. Cable versión DALI: 0,7m H07RN-F.

Delta 2 Arc



IP66 IK 08 5J xx7 CE UK CA	LED			COL.	CODE *
	W	LM MAX.	REAL LM MAX.		
75	9.000	6.987	⊕ ⊙ 220-240 V		LL15424W□□
					LL15424G□□
					LL15424K□□
					LL15424B□□
75	9.000	6.987	⊕ ⊙ 220-240 V DALI2		LM15424W□□
					LM15424G□□
					LM15424K□□
					LM15424B□□
90	10.000	7.985	⊕ ⊙ 220-240 V		LL15425W□□
					LL15425G□□
					LL15425K□□
					LL15425B□□
90	10.000	7.985	⊕ ⊙ 220-240 V DALI2		LM15425W□□
					LM15425G□□
					LM15425K□□
					LM15425B□□



* Complete the CODE □ OPTIC SS | 110° ME | 20° WI | 30° WW | 40° EP | 20° X 40° EV | 40° X 20° □ LED COLOUR N | 4000K 3 | 3000K 2 | 2700K 1 | 2200K

Versione on-off: cavo 0,7m H05RN-F. Versione DALI: cavo 0,7m H07RN-F. | On-off version cable: 0,7m H05RN-F. Cable DALI version: 0,7m H07RN-F. | Câble version on-off : 0,7m H05RN-F. Câble version DALI : 0,7m H07RN-F. | Cable versión on-off: 0,7m H05RN-F. Cable versión DALI: 0,7m H07RN-F.

Ganascia Delta per palo Ø60mm

Non adatto per Delta 3. Non idoneo per installazione su palo Still.

Delta side adapter for post Ø60mm





Not suitable for Delta 3 and for installation on Still posts.

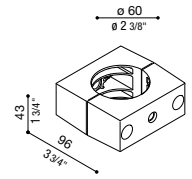
Adaptateur latéral Delta pour poteau Ø60mm

Ne convient pas pour Delta 3 et pour l'installation sur des poteaux Still.

Adaptador lateral Delta para poste Ø60 mm

No apto para Delta 3 ni para instalación en postes Still.

Col.	Code
	LB15400W
	LB15400G
	LB15400K
	LB15400B



Testapalo Delta 2 per palo Ø60mm

Adatto per l'installazione di un singolo prodotto. Non adatto per pali Still.

Delta 2 post head adapter for Ø60mm pole





Suitable for single product installation. Not suitable for Still poles.

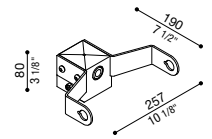
Adaptateur de tête de poteau Delta 2 pour poteau Ø60mm

Convient à l'installation d'un seul produit. Ne convient pas aux poteaux Still.

Adaptador de poste Delta 2 para poste de Ø60mm

Adecuado para la instalación de un solo producto. No apto para postes Still.

Col.	Code
	LB154002W
	LB154002G
	LB154002K
	LB154002B



Doppio testapalo Delta 2 per palo Ø60mm

Adatto per l'installazione di due prodotti. Non adatto per pali Still.

Delta 2 double post head adapter for Ø60mm post





Suitable for installation of two products. Not suitable for Still poles.

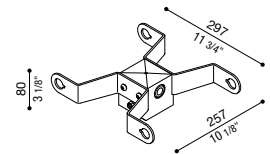
Adaptateur double tête de poteau Delta 2 pour poteau Ø60mm

Convient pour l'installation de deux produits. Ne convient pas aux poteaux Still.

Adaptador de poste doble Delta 2 para poste de Ø60 mm

Adecuado para la instalación de dos productos. No apto para postes Still.

Col.	Code
	LB154012W
	LB154012G
	LB154012K
	LB154012B



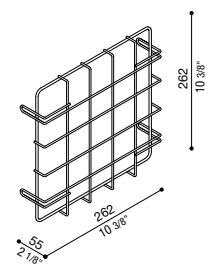
Griglia Delta 2

Grid for Delta 2

Grille pour Delta 2

Rejilla para Delta 2

Griglia Delta 2	
Col.	Code
	LB154007B
	LB154007Z



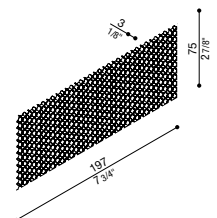
Honeycomb Delta 2 ARC

Honeycomb Delta 2 ARC

Honeycomb Delta 2 ARC

Honeycomb Delta 2 ARC

Col.	Code
	LB154015B



Connettore maschio/femmina 5 poli DALI

Accessorio IP66/IP68 per la connessione di due prodotti in serie DALI. Adatto per cavo ø7/13,5.

5-pin male/female connector DALI

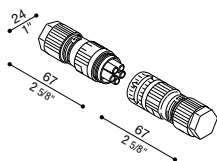
Accessory IP66/IP68 for connecting two products in series DALI. Suitable for ø7/13,5 cable.

Connecteur mâle/femelle à 5 broches DALI

Accessoire IP66/IP68 pour connecter deux produits en série DALI. Convient pour un câble ø7/13,5.

Conector macho/hembra de 5 polos DALI

Accesorio IP66/IP68 para conectar dos productos en serie DALI. Adecuado para cable ø7/13,5.



Col.	Code
	LB156002

Morsettiera coassiale 3 poli

Morsettiera coassiale a 3 poli, IP68, per cavo ø 7/12 mm.

3-pole coaxial terminal block

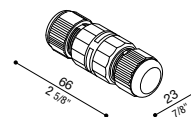
3-pole coaxial terminal block, IP68, for cable ø 7/12 mm.

Bornier coaxial à 3 pôles

Bornier coaxial à 3 pôles, IP68, pour câble ø 7/12 mm.

Bloque de terminales coaxiales de 3 polos

Bloque de terminales coaxiales de 3 polos, IP68, para cable ø 7/12 mm.



Col.	Code
	LB11293



Griglia per Delta 2.
Grid for Delta 2.
Grille pour Delta 2.
Rejilla para Delta 2.



DELTA 2 ASIMMETRICO



DELTA 2 CIRCULAR






DELTA 2 CIRCULAR



DELTA 2 SIMMETRICO



DELTA 3

Installazione

Installation
Installation
Instalación

Terra - Parete - Soffitto

Ground - Wall - Ceiling
Sol - Mur - Plafond
Suelo - Pared - Techo

Materiali

Materials
Materiali
Materiales

Materiale Corpo: Alluminio | Tipo di diffusore: Vetro | Trattamento: Bordo Mare

Material: Aluminium | Diffuser type: Glass | Treatment: Sea Treatment
Matériel du corps: Aluminium | Type de diffuseur: Verre | Traitement: Bord de Mer
Material del cuerpo: Aluminio | Tipo de difusor: Cristal | Tratamiento: Tratamiento marino

Alimentazione

Power supply
Alimentation
Alimentación

220-240 V

Versioni

Versions
Versions
Versiones

DALI2



DELTA 3
SIMMETRICO



DELTA 3
ASIMMETRICO



DELTA 3
CIRCULAR



DELTA 3
ARC

NEW



Scopri la gamma
Discover the range
Découvrez la gamme
Descubre la gama

COLOURS



White RAL 9010



Grey High Tech RAL 9006








































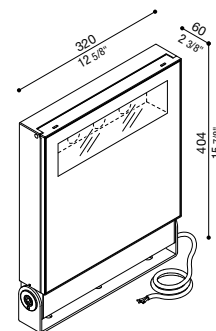
Corten



Black RAL 9005

Delta 3 Simmetrico


IP66 IK 08 5J xx7 CE UK E5	LED			COL.	CODE *
	W	LM MAX.	REAL LM MAX.		
	135	21.000	19.332	  220-240 V	 LL15431WS1□
					 LL15431GS1□
					 LL15431KS1□
					 LL15431BS1□
	135	21.000	19.332	  220-240 V DALI2	 LM15431WS1□
					 LM15431GS1□
					 LM15431KS1□
					 LM15431BS1□
	155	23.500	21.835	  220-240 V	 LL15432WS1□
					 LL15432GS1□
					 LL15432KS1□
					 LL15432BS1□
155	23.500	21.835	  220-240 V DALI2	 LM15432WS1□	
				 LM15432GS1□	
				 LM15432KS1□	
				 LM15432BS1□	
200	28.000	25.853	  220-240 V	 LL15433WS1□	
				 LL15433GS1□	
				 LL15433KS1□	
				 LL15433BS1□	
200	28.000	25.853	  220-240 V DALI2	 LM15433WS1□	
				 LM15433GS1□	
				 LM15433KS1□	
				 LM15433BS1□	

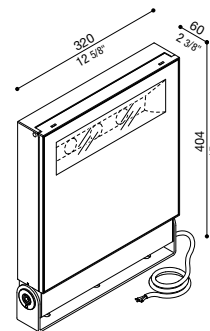


* Complete the CODE □ LED COLOUR 5 | 5700K N | 4000K 3 | 3000K 2 | 2700K 1 | 2200K

Versione on-off: cavo 0,7m H05RN-F. Versione DALI: cavo 0,7m H07RN-F. | On-off version cable: 0,7m H05RN-F. Cable DALI version: 0,7m H07RN-F. | Câble version on-off : 0,7m H05RN-F. Câble version DALI : 0,7m H07RN-F. | Cable versión on-off: 0,7m H05RN-F. Cable versión DALI: 0,7m H07RN-F.

Delta 3 Asimmetrico

IP66 IK 08 5J xx7 CE UK E5	LED			COL.	CODE *
	W	LM MAX.	REAL LM MAX.		
	135	21.000	18.916	220-240 V	LL15431WA1□
					LL15431GA1□
					LL15431KA1□
					LL15431BA1□
	135	21.000	18.916	220-240 V DALI2	LM15431WA1□
					LM15431GA1□
LM15431KA1□					
LM15431BA1□					
155	23.500	21.366	220-240 V	LL15432WA1□	
				LL15432GA1□	
				LL15432KA1□	
				LL15432BA1□	
155	23.500	21.366	220-240 V DALI2	LM15432WA1□	
				LM15432GA1□	
				LM15432KA1□	
				LM15432BA1□	
200	28.000	25.297	220-240 V	LL15433WA1□	
				LL15433GA1□	
				LL15433KA1□	
				LL15433BA1□	
200	28.000	25.297	220-240 V DALI2	LM15433WA1□	
				LM15433GA1□	
				LM15433KA1□	
				LM15433BA1□	



* Complete the CODE □ LED COLOUR 5 | 5700K N | 4000K 3 | 3000K 2 | 2700K 1 | 2200K

Versione on-off: cavo 0,7m H05RN-F. Versione DALI: cavo 0,7m H07RN-F. | On-off version cable: 0,7m H05RN-F. Cable DALI version: 0,7m H07RN-F. | Câble version on-off : 0,7m H05RN-F. Câble version DALI : 0,7m H07RN-F. | Cable versión on-off: 0,7m H05RN-F. Cable versión DALI: 0,7m H07RN-F.



A richiesta, disponibili versioni con vetro colorato: rosso, verde, giallo e bianco.

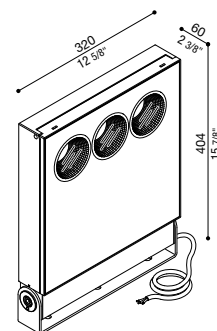
On request, versions with colored glass available: red, green, yellow and white.

Sur demande, des versions avec verre coloré sont disponibles: rouge, vert, jaune et blanc.

Bajo pedido, versiones de cristal de colores: rojo, verde, amarillo y blanco.

Delta 3 Circular

IP66 IK 08 5J xx7 CE UK CA	LED			COL.	CODE *
	W	LM	REAL LM		
	MAX.	MAX.			
220-240 V	135	21.000	17.981		LL15431WC1□
					LL15431GC1□
					LL15431KC1□
					LL15431BC1□
220-240 V DALI2	135	21.000	17.981		LM15431WC1□
					LM15431GC1□
					LM15431KC1□
					LM15431BC1□
220-240 V	155	23.500	20.309		LL15432WC1□
					LL15432GC1□
					LL15432KC1□
					LL15432BC1□
220-240 V DALI2	155	23.500	20.309		LM15432WC1□
					LM15432GC1□
					LM15432KC1□
					LM15432BC1□
220-240 V	200	28.000	24.046		LL15433WC1□
					LL15433GC1□
					LL15433KC1□
					LL15433BC1□
220-240 V DALI2	200	28.000	24.046		LM15433WC1□
					LM15433GC1□
					LM15433KC1□
					LM15433BC1□



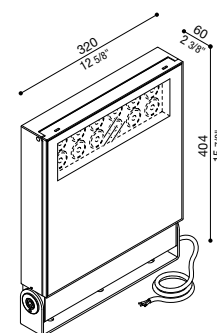
* Complete the CODE □ LED COLOUR 5 | 5700K N | 4000K 3 | 3000K 2 | 2700K 1 | 2200K

Versione on-off: cavo 0,7m H05RN-F. Versione DALI: cavo 0,7m H07RN-F. | On-off version cable: 0,7m H05RN-F. Cable DALI version: 0,7m H07RN-F. | Câble version on-off : 0,7m H05RN-F. Câble version DALI : 0,7m H07RN-F. | Cable versión on-off: 0,7m H05RN-F. Cable versión DALI: 0,7m H07RN-F.

Delta 3 Arc



IP66 IK 08 5J xx7 CE UK CA	LED			COL.	CODE *
	W	LM	REAL LM		
	MAX.	MAX.			
220-240 V	100	12.100	9.759		LL15434W□□
					LL15434G□□
					LL15434K□□
					LL15434B□□
220-240 V DALI2	100	12.100	9.759		LM15434W□□
					LM15434G□□
					LM15434K□□
					LM15434B□□
220-240 V	115	13.500	10.647		LL15435W□□
					LL15435G□□
					LL15435K□□
					LL15435B□□
220-240 V DALI2	115	13.500	10.647		LM15435W□□
					LM15435G□□
					LM15435K□□
					LM15435B□□



* Complete the CODE □ OPTIC SS | 10° ME | 20° WI | 30° WW | 40° EP | 20° X 40° EV | 40° X 20° □ LED COLOUR N | 4000K 3 | 3000K 2 | 2700K 1 | 2200K

Versione on-off: cavo 0,7m H05RN-F. Versione DALI: cavo 0,7m H07RN-F. | On-off version cable: 0,7m H05RN-F. Cable DALI version: 0,7m H07RN-F. | Câble version on-off : 0,7m H05RN-F. Câble version DALI : 0,7m H07RN-F. | Cable versión on-off: 0,7m H05RN-F. Cable versión DALI: 0,7m H07RN-F.

Testapalo Delta 3 per palo Ø60mm

Adatto per l'installazione di un singolo prodotto. Non adatto per pali Still.

Testapalo Delta 3 per palo Ø60mm





Suitable for single product installation. Not suitable for Still poles.

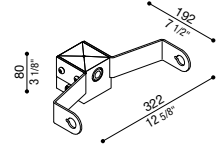
Adaptateur de tête de poteau Delta 3 pour poteau Ø60mm

Convient à l'installation d'un seul produit. Ne convient pas aux poteaux Still.

Adaptador de poste Delta 3 para poste de Ø60mm

Adecuado para la instalación de un solo producto. No apto para postes Still.

Col.	Code
	LB154003W
	LB154003G
	LB154003K
	LB154003B



Doppio testapalo Delta 3 per palo Ø60mm

Adatto per l'installazione di un due prodotti. Non adatto per pali Still.

Delta 3 double post head adapter for Ø60mm post





Suitable for installation of two products. Not suitable for Still poles.

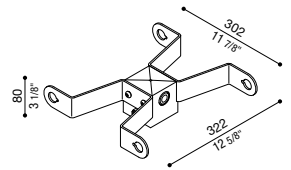
Adaptateur double tête de poteau Delta 3 pour poteau Ø60mm

Convient pour l'installation de deux produits. Ne convient pas aux poteaux Still.

Adaptador de poste doble Delta 3 para poste de Ø60 mm

Adecuado para la instalación de dos productos. No apto para postes Still.

Col.	Code
	LB154013W
	LB154013G
	LB154013K
	LB154013B





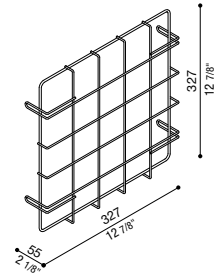
Griglia Delta 3

Grid for Delta 3

Grille pour Delta 3

Rejilla para Delta 3

Col.	Code
	LB154008B
	LB154008Z



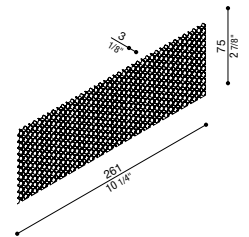
Honeycomb Delta 3 ARC

Honeycomb Delta 3 ARC

Honeycomb Delta 3 ARC

Honeycomb Delta 3 ARC

Col.	Code
	LB154016B



Connettore maschio/femmina 5 poli DALI

Accessorio IP66/IP68 per la connessione di due prodotti in serie DALI. Adatto per cavo ø7/13,5.

5-pin male/female connector DALI

Accessory IP66/IP68 for connecting two products in series DALI. Suitable for ø7/13.5 cable.

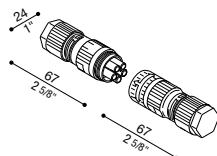
Connecteur mâle/femelle à 5 broches DALI

Accessoire IP66/IP68 pour connecter deux produits en série DALI. Convient pour un câble ø7/13,5.

Conector macho/hembra de 5 polos DALI

Accesorio IP66/IP68 para conectar dos productos en serie DALI. Adecuado para cable ø7/13,5.

Col.	Code
	LB156002



Morsettiera coassiale 3 poli

Morsettiera coassiale a 3 poli, IP68, per cavo ø 7/12 mm.

3-pole coaxial terminal block

3-pole coaxial terminal block, IP68, for cable ø 7/12 mm.

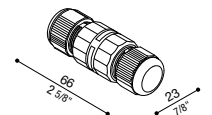
Bornier coaxial à 3 pôles

Bornier coaxial à 3 pôles, IP68, pour câble ø 7/12 mm.


Bloque de terminales coaxiales de 3 polos


Bloque de terminales coaxiales de 3 polos, IP68, para cable ø 7/12 mm.

Col.	Code
	LB11293



DELTA 3 ASIMMETRICO



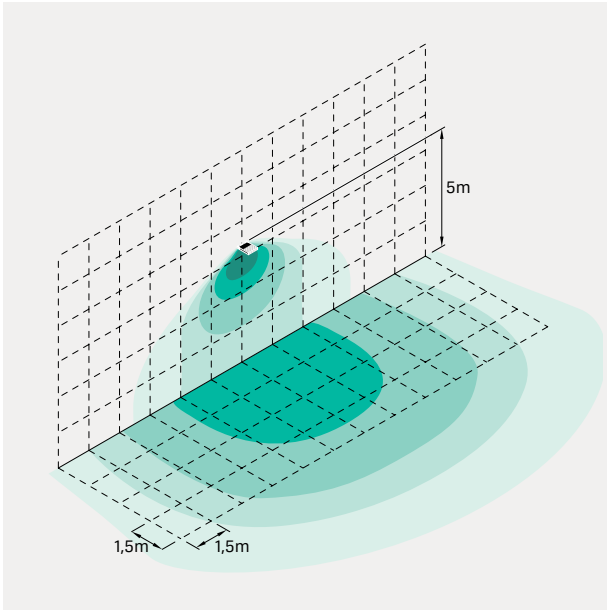
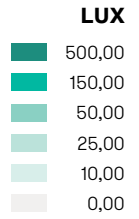


DELTA 3 ASIMMETRICO + GRIGLIA

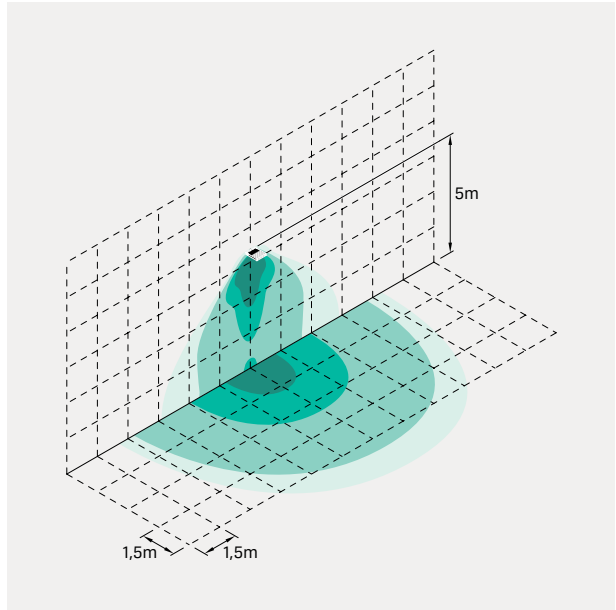


FEATURES

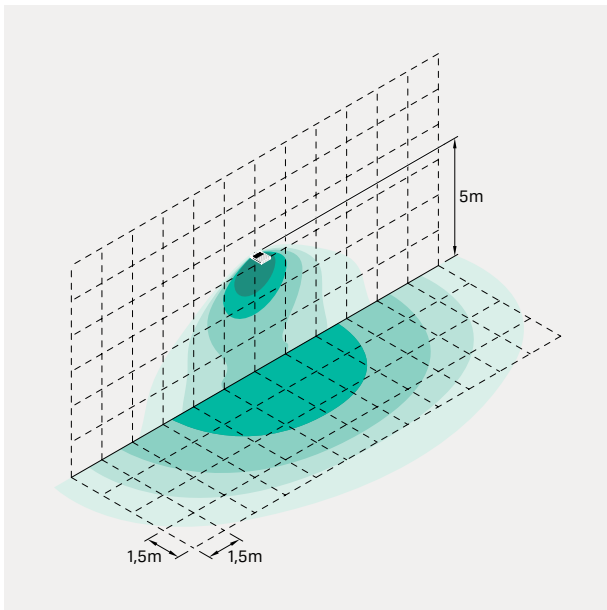
Fasci luminosi
 Light beams
 Faisceaux lumineux
 Haces luminosas



A1 ASIMMETRICO DELTA 3 196W




C1 CIRCULAR DELTA 3 196W



S1 SIMMETRICO DELTA 3 196W




FEATURES



- ↙ **Rotazione di 180°.**
180° rotation.
Rotation à 180°.
Rotación de 180°.



- ↙ **Apertura proiettore per cablaggio e ispezione.**
Projector opening for wiring and inspection.
Ouverture du projecteur pour le câblage et l'inspection.
Abertura del faro para el cableado y la inspección.



- ↙ **Vite regolabile con scala graduata.**
Adjustable screw with graduated scale.
Vis réglable avec graduation.
Tornillo regulable con escala.



FEATURES

Fasci luminosi
Light beams
Faisceaux lumineux
Haces luminosas



EV 40° X 20°

EP 20° X 40°

WW 40°



WI 30°

SS 10°

ME 20°